



CYDWEITHREDFA GWELLA GWASANAETHAU
GOFAL A LLESIANT **GOGLEDD CYMRU**

NORTH WALES SOCIAL CARE AND WELL-BEING
SERVICES IMPROVEMENT COLLABORATIVE

North Wales Population Needs Assessment

April 2022



Contact us

North Wales Social Care and Well-being Improvement Collaborative

Address: County Hall, Wynnstay Road, Ruthin, LL15 1YN

Email: northwalescollaborative@denbighshire.gov.uk

Phone: 01824 712622

Contents

Foreword	4
1. Introduction	5
2. Approach to the population needs assessment	12
3. North Wales overview	25
4. Children and young people	39
5. Older people	86
6. General health needs, physical impairment and sensory loss	122
7. Learning disabilities.....	155
8. Autism	185
9. Mental health (adults).....	200
10. Unpaid carers	221
11. Veterans	248
12. Refugees and Asylum Seekers	249

Foreword

The North Wales Social Care and Well-being Services Improvement Collaborative, together with the involvement of all six North Wales local authorities and the health board, are pleased to publish the second regional population needs assessment.

The population needs assessment will be the foundation for the future provision of our services across the regions Health and Social Care Sector ensuring that our peoples' needs are met sufficiently.

This population needs assessment has been developed during the ongoing COVID-19 pandemic. The pandemic has had an impact on all aspects of life, it has been a particularly challenging and demanding time for staff in the health and social care sectors and for our people that we support.

As a result of the pandemic we are seeing shifting trends in the care and support needs of the population as a whole, consequently the local impact for North Wales has been considered throughout this population needs assessment. A priority for all services will be recovery from the effects of the pandemic itself and ensuring that over the medium and long term we plan effectively to respond to the changing needs of our people.

A key part of the population needs assessment has been to understand the views of the population. We used a wide range of consultation reports along with the views of over 350 individuals, organisations and partners who took part in a regional survey. The feedback received has told us what matters to those who are in need of support or have caring responsibilities and this has heavily influenced the recommendations presented within this report.

1. Introduction

1.1 Background

The Social Services and Well-being (Wales) Act 2014 introduced a new duty on local authorities and health boards to develop a joint assessment for the care and support needs of regional populations. It also established Regional Partnership Boards (RPB) to manage and monitor services to ensure partnership working for the delivery of effective services.

This population needs assessment has been produced by the North Wales Regional Partnership Board. The first population needs assessment was published in 2017 and has been used as a foundation for this new cycle.

1.2 Purpose of the population needs assessment

As a region we want to understand the care and support needs of all citizens in North Wales so that we can effectively plan services to meet those needs appropriately across the health and social care sector.

The population needs assessment will:

- Identify the care and support needs in the North Wales region.
- Identify the services that are available to meet those needs.
- Identify any gaps (unmet needs) and actions required.

The assessment is the basis on which the Regional Partnership Board should make decisions for future planning and commissioning of care and support services. It is also intended to influence local level decision making including corporate improvement plans and the development of strategies and plans.

This assessment has been undertaken as a joint exercise by the six North Wales local councils, Betsi Cadwaladr University Health Board (BCUHB) and Public Health Wales. The six local councils are Wrexham County Borough Council, Flintshire County Council, Denbighshire County Council, Conwy County Borough Council, Gwynedd Council and Isle of Anglesey County Council.

The regional population needs assessment aims to improve our understanding of the population within North Wales and how the needs of the population will evolve and change over the coming years. The findings within this assessment will assist all public service providers within the region in providing better and sufficient services for our citizens who are in need of care and support.

1.3 Research methods

The research methods include:

- Analysis of local and national data sets to identify trends.
- Evidence from the local authorities and health board.
- Evidence from local, regional and national research.
- Priorities from local, regional and national policies / strategies / plans.
- Responses to the regional survey and other consultation exercises from citizens, organisations, staff and providers.

Appendix 1 contains a table of references set out by thematic chapter with the details of the information source referenced in this needs assessment.

Where data is presented with rates these are crude rates unless stated otherwise. That means they are based on the total population and haven't been adjusted to take into account differences in the age structure of populations.

Most annual performance management data is available for the period between 1 April to 31 March. For example, the period 1 April 2020 to 31 March 2021 will be written as 2020/21.

1.4 Consultation and engagement

Within the Code of Practice for the development of a population needs assessment it states that local authorities and partners must work with people to identify what matters to them. A priority for all partners is the principle of co-production, as a result the development of the population needs assessment has been engagement led.

The project itself has undertaken a large scale regional consultation and engagement exercise based on the national principles for public engagement in Wales and principles of co-production which informed our engagement and consultation plan.

The aim of the consultation was to identify the care and support needs of people in North Wales and the support needs of carers. We worked with partners to collate and summarise findings from consultations that had been undertaken in the last few years. Findings from any relevant research, legislation, strategies, commissioning plans, other needs assessments, position statements or consultation reports has also been considered and included where relevant. A comprehensive literature search was also undertaken with regard for protected characteristics.

These summaries have been included within specific sections where applicable (for example, 2018 Learning Disability consultation as part of the Learning Disability North Wales Strategy) and have also been published as part of a new [North Wales engagement directory](#). In addition, a regional survey was carried out, due to the wide range of population groups and services that we planned to cover within this survey, the engagement group agreed a small number of open-ended questions so that participants had the opportunity to share what matters to them.

We asked responders what do you think works well at the moment, what do you think could be improved and how has support changed due to Covid-19 and what the long term impacts of that will be. We also asked questions around the Welsh language and receiving the 'Active Offer'.

A total of 350 responses were received directly to the questionnaire. Around 61% of responses were from people who work for an organisation involved in commissioning or providing care and support services.

Additionally, local teams have also undertaken their own engagement where this was not being covered at a regional level. Each of the sections within this report contain a summary of the key findings for those groups in response to the consultation and via other engagement means. Draft chapters were also shared widely with partners for feedback and comments.

A detailed [consultation report](#) has been produced which details the consultation process and methods adopted.

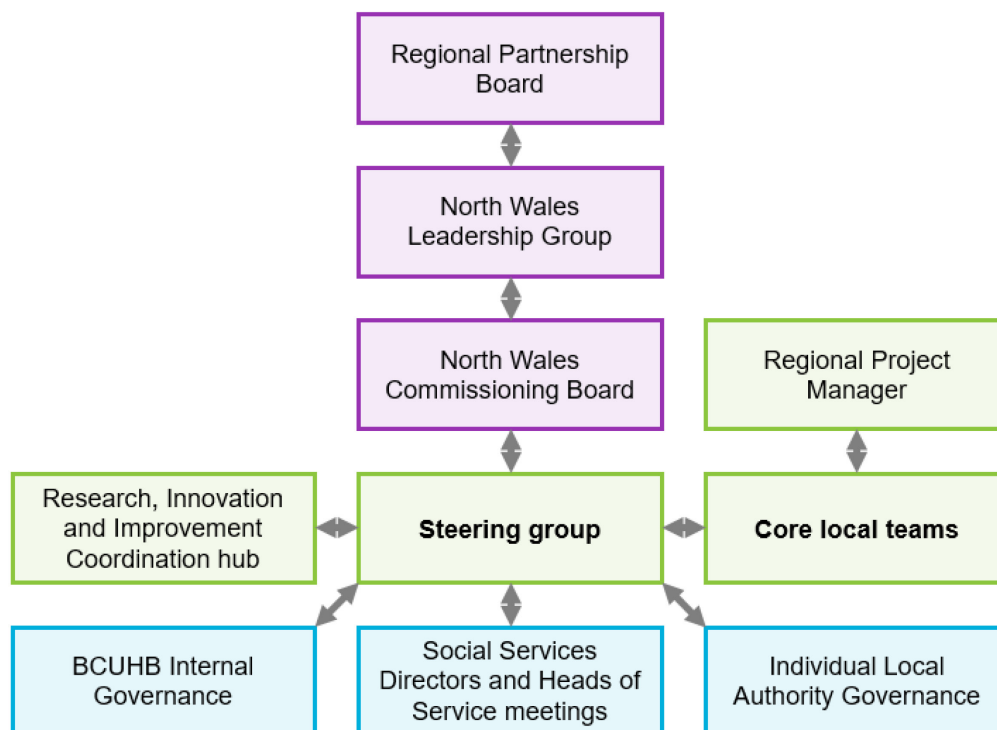
1.5 Project governance

The Regional Partnership Board tasked the North Wales Commissioning Board with oversight of the project. They established a regional steering group to coordinate the development of the population needs assessment. In addition, there were sub-groups such as a data working group and an engagement working group. All project working groups included representation from the six local authorities, the health board and Public Health Wales.

Leads for the Public Service Boards were also invited to link in with the steering group to ensure synergy between the work being undertaken for the Well-being Assessments. The project management arrangements ensured that there was consistency for all partners in producing a regional assessment. Regular project reports were produced and shared with the regional boards as necessary.

This population needs assessment has been approved by the six local authorities, Betsi Cadwaladr University Health Board and the Regional Partnership Board.

Diagram 1: Project governance arrangements



1.6 What happens next – strategic planning

The population needs assessment will be used to inform the upcoming regional Market Stability Report which is due for publication in June 2022. The Market Stability Report will assess the stability and sufficiency of the social care market in light of the findings and needs identified within this assessment. Additionally, an Area Plan is due for publication in 2023, this piece of work will also feed in to other strategies.

The Area Plan is also produced in partnership between the six local authorities, the health board (BCUHB) and overseen by the Regional Partnership Board. The population needs assessment is of particular importance for strategic planning cycles for health and social care as the key findings and priorities that emerge will influence the following:

- Actions for the recommendations that partners will take for priority areas of integration for Regional Partnership Boards.
- How services will be procured for delivery, including alternative models.
- Details of preventative services that will be provided or arranged in response.
- Actions to be taken in relation to the provision of information, advice and assistance services.
- Actions required to deliver services via the medium of Welsh.

Running in parallel to this population needs assessment is a breadth of other work within the North Wales region. There are four Public Service Boards (PSBs) across the region, each of these PSBs will each produce a Well-Being Assessment by May 2022. Links have been made with the PSBs where commonalities in priorities and themes have been identified across the region.

Other transformational programmes are taking place either via the Regional Partnership Board, local authorities or via the health board.

1.7 Limitations, lessons learnt and opportunities

Preparing a single accessible population needs assessment across six local authorities and one health board area within the timescales has been a challenging process. Particularly with the additional pressures of Covid-19. Thanks to the efforts of the project team, the project steering group comprising of local leads, the data

subgroup, the engagement group, partner organisations, teams, people who use services and members of the public who co-produced the assessment.

One of the main challenges has been access to good quality data about the population. The 2021 census data will not be published in time to include in the assessment and many indicators were unavailable due to changes in the way data is collected since the last assessment and because some data collection paused due to Covid-19.

Since publishing the first population needs assessment in 2017 we have carried out regular updates to the assessment as required, such as for the development of the carers strategy, learning disability strategy and dementia strategy. This process will continue during the next 5 year cycle so that the Regional Partnership Board has up-to-date data and insight to inform improvements to health and care service delivery and the well-being of people and communities in North Wales. Planned updates will include the 2021 census data once available in 2022 and the production of more detailed local needs assessments.

It is recommended that the population needs assessment steering group continues regularly scheduled meetings to oversee the updates and to make further recommendations about how to improve the quality, availability and coordination of data to inform future needs assessments.

Some of the limitations of this report are:

- **Census data:** The most recent census was undertaken in 2021, the data release for the census is in late Spring 2022 at the earliest. As a result, some data within this needs assessment is still reliant on the 2011 census data, which has been updated with any other data sets wherever that has been possible. On the release of the census data this assessment will be reviewed to reflect the most recent information available.
- **Local data:** Much of the data available to inform the report was available at a local authority, regional or national level making it difficult to identify needs at smaller geographies and differences within local authority boundaries. This will be addressed by the production of more detailed local needs assessments to supplement the regional report.
- **Service mapping:** The assessment is not intended to be a detailed mapping

exercise of all services available but high level overviews are provided within each of the sections.

- **Links to other assessments / strategies:** The needs assessment will help inform the upcoming regional Market Stability Report. Links have also been made with the development of the well-being assessments specifically where overlaps have been identified. Although some of the work has happened in parallel clearer connections will emerge as the assessments are published.
- **Hidden care and support needs:** There are people who have care and support needs but have fallen outside of or have not been identified in the report chapters. The chapters and groups covered within this assessment meet the requirements of the code of practice but decision makers are to be mindful there may be other groups that have a care and support need.

1.8 Further information

Information gathered to develop this population needs assessment has been comprehensive, however it has not been possible to include all of the background information within this report. This is available on request using this email address northwalescollaborative@denbighshire.gov.uk.

2. Approach to the population needs assessment

2.1 Report arrangement

The population needs assessment has been split into thematic chapters for each group, this report will be structured as follows:

- [Children and young people](#)
- [Older people](#)
- [Health, physical disability and sensory impairment](#)
- [Learning disability](#)
- [Autism](#)
- [Mental health](#)
- [Unpaid carers](#)

In addition to the above there is also the inclusion of other groups such as those experiencing homelessness, armed forces veterans and refugees.

Each of the chapters and themes will include as a minimum:

- A demographic regional overview of the population.
- Summary of the current support arrangements.
- Summary of current and projected trends.
- Summary of what people who use services, staff, organisations and providers are telling us.

Within the Act and Code of Practice there is a requirement upon partners to ensure that a number of requirements are considered within the population needs assessment. These areas are cross-cutting themes across the groups included within this needs assessment, for each group there will be differing impacts for each of these issues. As such the approach within this assessment is to include more specific information within the separate chapters as key themes will vary.

There are dedicated overviews to summarise these cross cutting themes which follow in this section, however where there is a specific impact on a group this will also be included within the relevant chapters.

2.2 Welsh language considerations

When providing services, the health and social care sector has a duty to ensure the service users are able to do so in their preferred language. The 'Active Offer' is the key principle within the Welsh Governments strategic framework for Welsh language services 'More Than Just Words'. This means that people should be offered services in Welsh without having to ask. The needs assessment will consider the delivery of the Welsh language within the context of the three key themes within the framework, these are:

- Increasing the number of Welsh speakers
- Increasing the use of the Welsh language
- Creating favourable conditions (infrastructure and context)

Accessing services in Welsh is an important element of care and support provision across all patient groups. However, some groups have a greater need to receive their services in Welsh. For these groups, the Welsh language should be viewed as an even more fundamental element of service provision. These groups are:

- Children and young people
- Older people
- People with learning disabilities
- Mental health service users
- Dementia services
- Stroke services
- Speech and language therapy services

The 'Active Offer' means to provide a service in Welsh without having to ask for it. Welsh language services should be as available to users as the English language. This needs assessment provides a language profile for the North Wales region, in addition the impact of services in Welsh are included within the thematic chapters.

A key element of ensuring that services across the health and social care sector are available in the medium of Welsh, in line with the principles Active Offer, is recruitment and retention of a workforce with Welsh language skills. In August 2021 an evaluation report of the More Than Just Words framework was published by the Welsh Government, subsequently in October 2021 a written statement was issued by the Minister for Health and Social Care outlining that a task and finish group would be established to develop a five-year work plan for the framework.

Topics of focus within that task and finish group include:

- Learning and skills of the workforce.
- Embedding the Welsh language into policies.
- Sharing of good practice and developing an enabling approach.

The five-year work plan for the More Than Just Words framework is expected to be published in 2022, the priorities and recommendations identified will shape the actions for regional and local planning for Welsh language services as part of the regional Area Plan due for publication in 2023.

2.3 Equalities and human rights

The equality profile and information on protected characteristics is included within each of the thematic chapters within this needs assessment. In addition to the statistical information other equalities information has been included under the relevant chapters. An equalities and human rights literature search has been undertaken to inform this needs assessment, the findings are also included within the chapters.

Findings from the regional consultation are also summarised where issues relating to equalities and human rights for those with protected characteristics were raised by responders. Protected characteristics that are cross cutting within the thematic chapters are as follows:

- Age
- Disability
- Gender reassignment
- Marriage and Civil Partnership
- Pregnancy and Maternity

- Race
- Religion or belief
- Sex
- Sexual orientation

Any decisions, policies or strategies developed in response to this needs assessment will require an Equality Impact Assessment to be undertaken. The information in each chapter about the care and support needs of people with protected characteristics will help to inform these impact assessments.

2.4 Socio-economic duty

Public sector bodies in Wales now have a duty to pay regard to the impact of socio-economic disadvantage when making strategic decisions with the view of reducing inequalities of outcome. Socio-economic disadvantage is defined as:

“Living in less favourable social and economic circumstances than others in the same society”

Socio economic disadvantage can be living in areas of deprivation, having low or no wealth, an individual's socio-economic background, low or no income or material deprivation. Inequality of outcome, caused by socio-economic disadvantage is defined as:

“Inequality of outcome relates to any measurable difference in outcome between those who have experienced socio-economic disadvantage and the rest of the population”

Inequality of outcome can be measured by factors such as education, health, employment, justice and personal security, living standards and participation especially in decision making relating to services. The impact of socio-economic disadvantage and inequality of outcome will be assessed for each group in this needs assessment in addition to an overview on poverty and deprivation across the region. In addition, the Wellbeing Assessment work by PSBs is ongoing and will provide a more in-depth assessment of socio-economic issues within the well-being goals and priorities.

2.5 Social value

‘Social value’ has a variety of definitions and uses. One definition is that it is the value experienced by the users of a public service. Another definition is that it is an element of added value over and above what a public contract might specify as the core contractual requirements. This added value may be social, environmental or economic, but it is often referred to in shorthand as “social value”. A third definition is specific to Wales and arises from Part 2, Section 16 of the Social Services and Well-being (Wales) Act 2014.

Section 16 places a duty on local authorities to promote social care and preventative services by “social enterprises, co-operatives, co-operative arrangements, user led services, and the third sector”. These five models of delivery are sometimes referred to as ‘social value organisations’, or more accurately, as ‘social value models of delivery’.

The legislation is seeking to promote all three types of ‘social value’:

- Type 1: There is a clear intention that social care and preventative services should deliver ‘what matters’ to citizen users and carers, using co-productive methods: that is, co-designing, co-delivering and co-evaluating services with users and carers. This intention is explicitly expressed in two of the Act’s key principles: well-being outcomes and co-production.
- Type 2: There is explicit encouragement for ‘added value’, although the references are quite light touch: the core value to be attained is ‘what matters’ to the users and carers.
- Type 3: The Section 16 duty clearly promotes the five types of ‘social value models’ – and the main rationale for this is that these ‘models’ are, by constitution or design, geared towards the use of co-productive methods and the delivery of ‘what matters’. To a lesser extent, they are also promoted because of their potential to deliver ‘added value’.

It is important to note that the Act has two other principles, collaboration and prevention, and the guidance in relation to Section 16 suggests that the five types of ‘social value model’ are also to be promoted because of their potential to collaborate

for the widest public benefit and to work preventatively for the long-term benefit of their user and their carer (and for the prudent stewardship of public resources).

The above overview is set out in more detail in the [Wales Co-operative Centre's 2020 report](#) along with an analysis of challenges and options for care commissioners. Three areas for activity are identified:

1. Seeking 'social value' through the commissioning of contracts
2. Nurturing 'social value' through the monitoring and management of contracts
3. Nurturing 'social value' beyond the market.

Social value organisations are particularly well suited to provide wider care and support, including care and support that goes beyond the market, but they can also provide regulated services.

This population needs assessment will reflect the understanding of the types of 'social value' set out above and will seek to identify actions specific to the region which will nurture 'social value' through processes of commissioning, procurement, contract management, and support for citizen and community self-help activity beyond the market.

A fuller assessment of how these activities can maximise social value within the market and beyond will be developed in greater detail within the North Wales Market Stability Report.

The Market Stability Report will promote 'social value models of delivery' that:

- Achieve well-being outcomes.
- Work co-productively – giving users a strong voice and real control.
- Have a preventative and dependency-reducing orientation.
- Incorporate collaboration, co-operation and partnership.
- Add value - social, economic and environmental.

It will also promote activities that maintain or strengthen the well-being of unpaid carers and community capacity beyond the market – without which the market cannot be stable.

2.6 Safeguarding

Safeguarding regulations are contained within the Social Services and Wellbeing Act (Wales) 2014, this provides the legal framework for the North Wales Safeguarding Boards for both Children and Adults. The key objectives of the North Wales Safeguarding Adults and Children's Boards are:

- To protect adults / children within its area who have care and / or support needs and are experiencing, or are at risk of, abuse or neglect.
- To prevent those adults / children within its area from becoming at risk of abuse or neglect.

Each chapter contains a section for safeguarding, this highlights the key safeguarding issues for each of the distinct groups. More information is available in the [North Wales Safeguarding Board Annual Report 2020 to 2021](#).

Since 2016/17 there has been an increase in the number of adults reported as suspected of being at risk of abuse or neglect across Wales. In 2016/17 a total of 2,300 adults were reported as at risk and by 2018/19 this had increased to 2,900. Each local authority area saw an increase. The table below provides a breakdown by local authority area.

Table 1: Adults at risk by local authority area

Local authority	Adults reported suspected at risk 2016/17	Adults reported suspected at risk 2018/19
Anglesey	165	205
Gwynedd	350	395
Conwy	285	550
Denbighshire	400	450
Flintshire	350	500
Wrexham	785	825
North Wales	2,335	2,930
Wales	11,760	14,940

Source: Adults suspected of being at risk by local authority and measure, Welsh Government

It is important to note that the above is for all adults, data is no longer collected on the basis of vulnerability. Specific issues relating to safeguarding for the groups within this population needs assessment will be addressed in each section.

The numbers of children on the child protection register has remained relatively stable across Wales and this is reflected at a North Wales level. There has been a slight reduction since 2016/17 however this masks some local authority differences, Anglesey, Gwynedd and Flintshire have seen a decrease however Conwy, Denbighshire and Wrexham have experienced an increase. The table below provides a breakdown by local authority area.

Table 2: Children on the child protection register

Local authority area	Children on the child protection register 2016/17	Children on the child protection register 2018/19
Anglesey	100	80
Gwynedd	80	55
Conwy	35	70
Denbighshire	80	90
Flintshire	165	110
Wrexham	130	170
North Wales	595	575
Wales	2,805	2,820

Source: Children on the child protection register, table CARE0154, StatsWales, Welsh Government

Safeguarding concerns have been raised as a result of the Covid-19 impact. A report by the Local Government Association found that overall at the start of the pandemic (March, April and May 2020) reporting of safeguarding concerns dropped significantly although this then rose to exceed normal levels by June 2020. Although the Local Government Association report is focused on the data for English councils it has been noted that these trends were also seen in North Wales.

2.7 Violence against women, domestic abuse and sexual violence

The UK Government definition (Home Office 2013) of domestic violence and abuse is:

“Any incident or pattern of incidents of controlling, coercive or threatening behaviour, violence or abuse between those aged 16 or over who are or have been intimate partners or family members regardless of gender or sexuality.

This can encompass, but is not limited to, the following types of abuse:

- Psychological
- Physical
- Sexual
- Financial
- Emotional
- Controlling behaviour
- Coercive behaviour”

Violence against women, domestic abuse and sexual violence (VAWDASV) can include physical, sexual and emotional abuse, and occurs within all kinds of intimate relationships, including same sex relationships. Domestic abuse affects people of all ages and backgrounds and individuals who have experienced domestic abuse have a significantly higher risk of suffering with mental health disorders, drug and alcohol dependency and of becoming homeless.

People who have care and support needs are disproportionately affected by domestic abuse and sexual violence. Each chapter within this assessment has a section pertaining to violence against women, domestic abuse and sexual violence which has been supported by colleagues from the Domestic Abuse and Sexual Violence North Wales regional team.

For more information, see the North Wales Vulnerability and Exploitation Strategy 2021-2024.

2.8 Covid-19

A [Covid-19 rapid review](#) was undertaken in October 2020 by the North Wales Regional Partnership Board. The rapid review summarises available research about the impact of Covid-19 on people who receive care and support services, all groups within this assessment were in scope of the rapid review. Each of the sections within this assessment will include a summary overview.

The Covid-19 pandemic has impacted every section of society, however the impact of the pandemic has been felt to a greater extent by some groups especially those with care and support needs. A report by Think Local Act Personal highlighted that people experienced confusion and anxiety including:

- Loneliness and isolation and the impact on mental health.
- Financial pressures.
- Practical issues such as food shopping.
- Increase in health anxiety.
- Changes brought about such as social distancing that affected those with sensory impairments.

The impact of Covid-19 for the purpose of this needs assessment will be considered in the context of the four harms which have been used to describe the broad priorities for both the NHS and social care sector. These are:

- Harm from Covid-19 itself (health and wellbeing).
- Harm from an overwhelmed NHS and social care system.
- Harm from reduction in non-covid activity.
- Harm from wider societal actions (lockdowns).

The needs assessment is also mindful that the ongoing Covid-19 pandemic has further increased inequality across society. The Equality, Local Government and Communities Committee published the report “Into sharp relief: inequality and the pandemic” (August 2020) in which it states:

“During the pandemic, our chances of dying, losing jobs or falling behind in education have in part been determined by our age, race, gender, disability, income and where we live. The virus and the response is widening existing inequalities, by reducing the incomes and increasing risks disproportionately for some groups of people”

Key issues and themes identified within the report include:

- Poverty has been a key determinant in the pandemic, from mortality rates to the risk of losing employment and income, educational attainment and overcrowded / poor housing. People from certain ethnic groups, children, disabled people, carers are all more likely to experience poverty.
- Men, older people, people from Black, Asian and minority ethnic groups, people with existing health conditions, disabled people and people living in deprived areas have higher coronavirus mortality rates.
- Almost half of the lowest earners in Wales are employed in sectors that were required to 'shut down'.
- Children with the lowest educational attainment before the pandemic will have fallen further behind their peers including boys, children of certain ethnicities and those with additional learning needs.

The rapid review also identified the following principles which should inform future work and actions, these include:

- Promoting digital inclusion
- Inclusive approaches to service redesign
- Taking a rights-based approach

It was recognised that the impact of the pandemic stretched further than health concerns, in response to the wider socio-economic impacts Covid-19 Hubs were piloted in 5 locations across North Wales. The multi-partner approach provides extra support such as signposting to benefits, information on food banks and food security, access to digital skills and mental health support.

As the pandemic has unique impacts for the groups assessed within this report a dedicated Covid-19 section has been included to make clear the impact and need for those groups as the region recovers from the pandemic. A summary of the responses received as part of the online survey specifically about the impact of Covid-19 on experiences of citizens is provided in the next section.

What people are telling us: impact of Covid-19

The pandemic exacerbated problems with waiting lists, lack of staff and services. It left many people who use services and carers without support and with their lives severely restricted leading to loneliness, isolation and deteriorating health. The pressures have taken a toll on the mental and physical health of staff.

Not all the impacts were negative. A small number of respondents commented that they had not experienced any change in services. Lockdowns helped some become more self-reliant, spend quality time with family and some pupils, especially those with social anxieties or bullying issues at school, have benefited from not going to school.

The pandemic accelerated developments to create online methods of programme delivery and has made people more open to using IT options. This has had a positive impact for many people but the digital approach does not suit everyone and may make it difficult, especially for older people, to access and engage with services.

Respondents thought that in the long term it will be important to:

- Fix the problems that existed before Covid-19.
- Support people to re-engage with services.
- Support a return to face-to-face services.
- Prepare for new and increased demands for services.
- Increase mental health support especially for young people.
- Continue providing services online.
- Support existing staff and boost recruitment.

Many service users and carers described being left without support and their lives being severely restricted:

“It just stopped everything, so what was a two-year wait is now almost four.”

“Services for autistic people or people with learning disabilities went from being barely there, to non-existent.”

“My day services have been closed so I have been very bored during the day.”

“Could not get any help during Covid lockdown, only got allocated a Social Worker after numerous calls and pleas after restrictions were lifted a little.”

“There is a lack of things to do with support for physically disabled people with also a dementia diagnosis. It feels like a very forgotten sector of society.”

“Less people within vehicles for transport, reducing our ability to get people with learning difficulties to and from work.”

A detailed breakdown of the responses related to Covid-19 can be found in the full [consultation report](#).

3. North Wales overview

3.1 What does North Wales look like?

The North Wales region spans the six local authority areas of Wrexham, Flintshire, Denbighshire, Conwy, Gwynedd and Anglesey. The local health board, Betsi Cadwaladr University Health Board also shares this footprint and it includes four Public Service Boards.

North Wales has a resident population in the region of 700,000 people living across an area of around 2,500 square miles. North Wales has a population density of 114 persons per square kilometre. Flintshire is the most densely populated at 356 persons per square kilometre. Gwynedd is the least densely populated at 49 persons per square kilometre.

There has been an increase in the resident population since the last population needs assessment. The table below provides the mid-year 2020 estimate for population by local authority area alongside those for 2016 which informed the last needs assessment for comparative purposes:

Table 3: Mid-year population estimates by local authority area

Local council	Population mid-year estimate 2016	Population mid-year estimate 2020	Population change (number)	Population change (%)
Anglesey	69,700	70,400	775	1.10%
Gwynedd	123,300	125,200	1,848	1.48%
Conwy	116,800	118,200	1,364	1.15%
Denbighshire	95,000	96,700	1,680	1.74%
Flintshire	154,600	156,800	2,221	1.42%
Wrexham	135,400	136,100	647	0.48%
North Wales	694,800	703,400	8,535	1.21%
Wales	3,113,200	3,169,600	56,436	1.78%

Source: Mid-year population estimates, Office for National Statistics

The table below displays the population of North Wales by age profile and local authority (based on the 2020 mid-year population estimates):

Table 4: Age profile by local authority

Local council area	0-15 (number)	0-15 (%)	16-64 (number)	16-64 (%)	65-84 (number)	75-84 (%)	85+ (number)	85+ (%)
Anglesey	11,900	17%	39,900	57%	16,250	23%	2,400	3%
Gwynedd	20,750	17%	75,850	61%	24,400	19%	4,200	3%
Conwy	18,850	16%	66,400	56%	27,750	23%	5,150	4%
Denbighshire	17,400	18%	55,750	58%	20,850	22%	2,650	3%
Flintshire	28,800	18%	94,750	60%	29,600	19%	3,700	2%
Wrexham	25,950	19%	82,400	61%	24,300	18%	3,450	3%
North Wales	123,650	18%	415,000	59%	143,150	20%	21,550	3%
Wales	562,750	18%	1,938,250	61%	583,450	18%	85,150	3%

Source: Mid-year population estimates, Office for National Statistics

Table 5: North Wales population projections by local council (all ages)

Local council	2025	2030	2035	2040	Change (number)	Change (%)
Anglesey	69,800	69,600	69,500	69,500	-300	-0.4%
Gwynedd	126,300	128,300	129,900	131,300	5,050	3.8%
Conwy	119,200	120,500	121,700	123,000	3,800	3.1%
Denbighshire	96,500	97,100	97,600	98,400	1,850	1.9%
Flintshire	158,200	159,200	160,100	161,300	3,050	1.9%
Wrexham	134,800	133,700	132,900	132,500	-2,350	-1.8%
North Wales	704,900	708,300	711,800	715,900	11,050	1.5%
Wales	3,193,600	3,229,300	3,260,700	3,290,300	96,700	2.9%

Source: 2018-based population projections, Welsh Government

Overall the resident population of North Wales is set to increase by 11,050. Most local authorities will see a small increase in resident population with the exception of Anglesey which will remain relatively stable and Wrexham which will potentially see a small decrease in population.

The tables below provide a more detailed picture of the population projections by age group. Overall the region will experience a decrease in the numbers of people aged 15 and under, a pattern across all local authority areas. The working age group, those between 16 and 64 years of age will also decrease across the region, again this is replicated across all local authorities with the exception of Gwynedd which remains relatively stable.

North Wales has an ageing population structure. Between 1998 and 2018, the proportion of the population aged 65 and over has increased from 18.5 per cent to 23.0 per cent, while the proportion of the population aged 15 and under has fallen from 19.8 per cent to 17.8 per cent. Future projections show that this trend will continue for residents aged 65 and over in North Wales and Wales more broadly.

Table 6: North Wales population projections by local authority (aged 15 & under)

Local council area	2025	2030	2035	2040	Change (number)	Change (%)
Anglesey	11,700	11,100	10,800	10,800	-900	-8.4%
Gwynedd	20,700	20,400	20,700	21,100	450	2.1%
Conwy	18,900	18,100	17,700	17,700	-1,200	-6.7%
Denbighshire	17,000	16,100	15,800	15,800	-1,150	-7.3%
Flintshire	28,600	27,700	27,400	27,600	-950	-3.5%
Wrexham	25,100	23,500	22,900	23,000	-2,050	-9.0%
North Wales	122,000	116,800	115,200	116,100	-5,850	-5.0%
Wales	560,800	542,200	535,500	540,400	-20,400	-3.8%

Source: 2018-based population projections, Welsh Government

Table 7: North Wales population projections by local authority (aged 16 - 64)

Local council area	2025	2030	2035	2040	Change (number)	Change (%)
Anglesey	38,600	37,700	36,700	36,200	-2,450	-6.8%
Gwynedd	76,000	76,200	75,700	75,900	-100	-0.1%
Conwy	64,900	63,500	62,200	61,800	-3,100	-5.0%
Denbighshire	54,500	53,500	52,500	52,100	-2,350	-4.5%
Flintshire	94,200	92,900	91,500	91,200	-2,950	-3.2%
Wrexham	80,700	78,700	76,500	75,000	-5,700	-7.6%
North Wales	408,800	402,600	395,100	392,200	-16,600	-4.2%
Wales	1,922,700	1,914,200	1,899,800	1,899,200	-23,450	-1.2%

Source: 2018-based population projections, Welsh Government

Table 8: North Wales population projections by local authority (aged 65 & over)

Local council area	2025	2030	2035	2040	Change (number)	Change (%)
Anglesey	19,400	20,800	22,000	22,500	3,050	13.6%
Gwynedd	29,600	31,700	33,500	34,300	4,650	13.6%
Conwy	35,400	38,900	41,900	43,500	8,050	18.6%
Denbighshire	25,100	27,400	29,400	30,400	5,350	17.6%
Flintshire	35,500	38,600	41,200	42,400	6,950	16.4%
Wrexham	29,100	31,400	33,400	34,500	5,450	15.7%
North Wales	174,100	188,900	201,400	207,600	33,550	16.1%
Wales	710,200	772,800	825,400	850,700	140,550	16.5%

Source: 2018-based population projections, Welsh Government

To note, the above population projections are sourced from StatsWales, they provide estimates of the size of the future population, and are based on assumptions about births, deaths and migration. The assumptions are based on past trends.

3.2 Welsh language profile of North Wales

Each of the chapters within this needs assessments includes a section for Welsh language consideration that pertain to the specific groups included. A key principle for all people accessing health and social services is the Active Offer, the active offer is at the heart of 'More Than Just Words' the strategic framework for the Welsh language within Health and Social Care.

The 2014 Act requires any person exercising functions under the Act to seek to promote the well-being of people who need care and support, and carers who need support. The national well-being outcomes include:

“I get care and support through the Welsh Language if I need it”

An 'active offer' must be provided for service users, the Welsh Government's Strategic framework for the Welsh language in health and social care 'More Than Just Words' aims to ensure that the language needs of services are met and Welsh language services are provided for those that require it. The Welsh Government have highlighted five priority groups where Welsh language services are especially important, these are:

- Children and young people
- Older people
- People with Dementia
- People with learning disabilities
- People with mental health issues

Although these groups have been identified as particularly vulnerable if they cannot receive care via the medium of Welsh this population needs assessment will consider the range of services available in Welsh for all groups due to the Welsh language profile of the North Wales population.

This section provides an overview of the Welsh language profile for the region. More detailed information around individual groups and specific impacts of Welsh language provision for them is included within the relevant chapters and sections. It is recognised that for services to be delivered in Welsh this needs to be reflected in the skills of the Health and Social Care workforce. Where the level of Welsh speakers is higher (for example in North West Wales) it will correspond with higher numbers of citizens accessing care and support services via the medium of Welsh.

Welsh-speakers in North Wales form a higher proportion of the population than the other Welsh regions (Statistics for Wales, Statistical Release North Wales, 2020). In 2020 North Wales had 279,300 residents who can speak Welsh (Stats Wales Annual Population Survey 2021), this equates to 41% of the overall population across the 6 local authorities.

Of these six local authority areas in North Wales, five are within the top ten local authorities for the highest numbers of Welsh speakers. Gwynedd has the highest percentage of Welsh speakers with 76% of the resident population able to speak Welsh which is followed by Anglesey at 66%. Conwy has the third highest rate of Welsh speakers with 38% and neighbouring Denbighshire has 34%. The most Eastern counties of Flintshire and Wrexham have the lowest percentage of Welsh speakers as 23% and 26% respectively.

There are regional variations with West Wales being predominantly Welsh speaking and North East Wales with lower numbers of Welsh speakers overall. It is important to note that four of the six local authority areas have a higher percentage than the overall Wales average. The table below displays the Welsh language profile for all residents over the age of 3 that can speak Welsh:

Table 9: Welsh speakers by local authority

Local council	All aged 3 and over (population total)	Yes can speak Welsh	No cannot speak Welsh	% of people who can speak Welsh
Anglesey	68,100	45,100	22,900	66.3%
Gwynedd	118,800	90,700	28,000	76.4%
Conwy	111,800	41,900	69,900	37.5%
Denbighshire	91,200	31,200	59,800	34.3%
Flintshire	151,300	35,000	116,200	23.2%
Wrexham	135,200	35,400	99,800	26.2%
North Wales	676,400	279,300	396,600	41.2%
Wales	3,034,400	884,300	2,147,800	29.2%

Source: Stats Wales Annual Population Survey 2021 (ending June 2021)

It is acknowledged that the Welsh language data capture as part of the Wales Annual Population survey is often marginally higher than the census returns. At the time of publication of the needs assessment the 2021 Census data was not available for inclusion so data has been drawn from the Annual Population Survey however it is recognised that this can be marginally higher than that of the census returns. This needs assessment will be updated with the most recent census figures once these are published in mid-2022.

The North Wales region accounts for 31% of all school age children attending a Welsh medium setting within Wales. Children attending settings with significant use of Welsh in dual stream, bilingual AB, bilingual BB and English but with significant use of Welsh accounts for 58% of the all Wales total for these types of educational settings.

Table 10: Welsh educational settings (2020/21)

Local council	Welsh medium	Dual stream	Bilingual AB*	Bilingual BB**	English with significant Welsh
Anglesey	5,242	399	n/a	3,029	879
Gwynedd	9,298	n/a	6,088	n/a	1,465
Conwy	2,648	456	n/a	608	2,850
Denbighshire	3,252	113	n/a	2,095	259
Flintshire	1,428	n/a	n/a	n/a	n/a
Wrexham	2,464	107	n/a	n/a	n/a
North Wales	24,332	1,075	6,088	5,732	5,453

* At least 80% of subjects apart from English and Welsh are taught only through the medium of Welsh to all pupils. One or two subjects are taught to some pupils in English or in both languages.

** At least 80% of subjects (excluding Welsh and English) are taught through the medium of Welsh but are also taught through the medium of English.

Source: Pupil Level Annual School Census summary data by local authority (pupils aged 5 to 15 in primary, middle or secondary schools), table SCHS0252, StatsWales, Welsh Government

What people are telling us about Welsh language services

This needs assessment has been informed by a regional engagement exercise. As part of our engagement work we asked responders to provide us with feedback on

their ability to access services in Welsh. Overall, respondents concluded that provision of the Active Offer is 'patchy'. Some reported doing this very effectively, for example throughout Denbighshire Social Services and in some services for older people:

"Every individual I work with, is offered the active offer and there are appointed members of staff who have been identified who can assist if needed."

"All advertisements and notifications have both the Welsh and English versions and even our phone salutation is Welsh first then English."

Others reported that they can only make the offer at the point at which users of a service are assessed, rather than when they first make contact:

"I think it would be more appropriate for this to be offered at the first point of contact. However, I am aware that the first contact office has a high level of enquiries and as with us all, not enough staff to cope."

"Our single point of access team give dual greetings. It would be better to have a phone system where you can press 1 for Welsh, 2 for English etc, but with limited staff members speaking Welsh this may mean a longer wait for those people."

Some were concerned that in practice, the offer is still tokenistic. Many care homes and domiciliary care providers find it difficult to follow through with the provision of a Welsh speaker. They conclude that more needs to be done to attract Welsh speakers to the profession and to support staff to improve their Welsh. This needs to include opportunities for both complete beginners and those who need to gain confidence. Many organisations provide Welsh language training to their staff, either formally or informally. Examples included:

- Courses offered by the local council or health board.
- Lunchtime Welsh language groups.
- Welsh speaking staff delivering workshops to their non-Welsh speaking peers.

Many of the respondents confirmed that they provide all their written information, publications, signage, newsletters, emails and so on in Welsh. They recommended

that improvements must be made in simultaneous translation facilities for virtual meetings, webinars and video calls.

Many respondents reported that staff providing care did speak Welsh. However, they ranged in capacity, from fully bilingual services, with multiple native Welsh speakers at all levels in an organisation, through to more informal arrangements. Some services were able to provide training in Welsh, for example for Welsh speaking foster carers. Others stated that, while able to chat with service users in Welsh, their staff felt more confident delivering care and making formal assessments in English.

A major barrier is being able to recruit Welsh speakers. This is more of a challenge when seeking staff with specialist skills, and may become more difficult as services come to rely more and more on agency staff. Respondents working in the West of Wales reported that having Welsh speakers to provide care is essential as the majority of the older population are Welsh speaking, and the working language is Welsh:

“Welsh speakers are essential for Anglesey and Gwynedd settings. All the council’s residential homes have Welsh speaking staff, and all staff are encouraged to speak or learn Welsh.”

“More demand is present in the South of Denbighshire, but this is reflected in the skills of the workforce too, for example, 95% of staff in Cysgod Y Gaer are Welsh speaking.”

Similarly, many adults with a learning difficulty in Gwynedd prefer to communicate in Welsh. This is not an issue for local staff, but can sometimes prove to be a barrier when working across county borders, for example, all regional meetings are held in English, which means some individuals with a learning disability cannot contribute.

Some thought there are not enough staff with Welsh speaking skills working in children and young people’s learning disability services, and therefore families do not have the option to speak Welsh. Others highlighted that learning Welsh is particularly important when supporting people with dementia, who often revert back to the language spoken at home as a child. This is vital for building trust with service users:

“I have started entry level Welsh classes, it allowed me a brief introductory conversation with an elderly man with dementia, and a good relationship developed.”

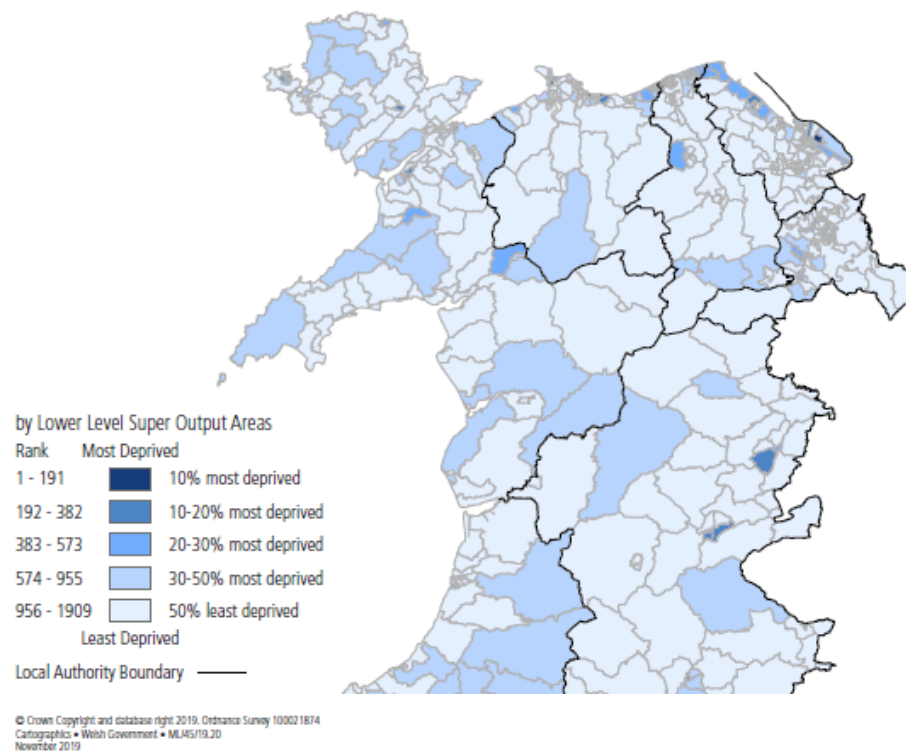
3.3 Poverty, deprivation and socioeconomic disadvantage

Poverty and deprivation rates in Wales have been increasing. One in four people in Wales are now living in relative poverty compared to one in five across the UK (Is Wales Fairer? 2018). One in three children are living in poverty and are more likely to live in relative income poverty than the population overall (Wellbeing of Wales 2021). Socio-economic disadvantage is linked with poorer overall wellbeing outcomes including health, education and employment. The socio-economic duty set out by the Welsh Government in the Social Services and Wellbeing Act seeks to make the link between socio-economic disadvantage and the widening gap of inequality because of poverty. Within each of the thematic chapters an assessment of the socio-economic impacts on each of the groups is included to address unique or specific socio-economic issues.

The Welsh Index of Multiple Deprivation has highlighted that North Wales has some of the most deprived areas in Wales. These are the areas highlighted in darker blue in the image below. Three of these areas are within the ten most deprived communities in Wales – these are Rhyl West 2 and Rhyl West 1 which are the first and second most deprived respectively, and also Queensway 1 in Wrexham which is the 9th most deprived ward in Wales. Detailed information relating to the areas is available in the [Welsh Index of Multiple Deprivation 2019 Results Report](#).

Poverty and deprivation has a significant impact on the health and wellbeing of people who are socioeconomically disadvantaged. For example, people living within the most deprived communities in North Wales have a 25% higher rate of emergency admissions, there is a stark life expectancy disparity of 7 years and a general poor health and disability discrepancy of 14 years (BCUHB Annual Equality Report 2020-2021).

Map 1: Welsh Index of Multiple Deprivation (2019)



Source: Welsh Index of Multiple Deprivation 2019 Results Report

The [2025 Health and Housing Movement](#) was formed in 2015 in response to deprivation findings. They are now a collective of over 600 people and organisations across North Wales that have committed to working together to tackle this issue.

The Well North Wales programme was launched by BCUHB in 2016, alongside partners from the public sector, third sector and housing providers to tackle health inequality across the region.

3.4 Health and well-being

In 2020 a locality needs assessment on the general health and wellbeing of the North Wales population was undertaken by the BCU Public Health Team.

The assessment stated that the main conditions affecting the population of North Wales are hypertension (high blood pressure), diabetes, asthma, coronary heart disease and cancer. 1 in 3 people over the age of 65 and 1 in 5 people of working age are not in overall good health across the region. The assessment highlights that healthy behaviours are a major factor in the overall health profile in North Wales,

indicators of good health and wellbeing such as good diet and exercise are low and in some cases trends are decreasing.

One in four children aged five are not within a healthy weight range, less than half of all adults are a healthy weight with less than three in ten adults eating 5 fruit and vegetables and one in five adults are not doing thirty minutes of physical activity a week.

More detailed information on the general health profile of the North Wales population can be found within the [health, physical disability and sensory impairment](#), and [children and young people](#) chapters.

3.5 Preventative services

A key principle underpinning the Social Services and Wellbeing Act is prevention and early intervention. This principle is to reduce the escalation of critical need and support amongst the population and make sure that the right help is available at the right time. This population needs assessment is a crucial part of ensuring that the partners across the region are able to establish the needs of their local populations to reduce the need for formal support via targeted preventative services.

A map of evidence and evidence based guidance has been produced by the Public Health Wales Evidence Service, working closely with the BCU Public Health team, to support the development of a framework of core functions that might contribute towards preventing, delaying or reducing reliance on managed care and support. This is available in Appendix 2.

The map builds on the work originally carried out in 2016 which identified, through evidence and local needs assessment, root causes or trigger factors that lead people to contact services. The map outlines the ideal range of evidence based responses (interventions) to trigger factors and provides structured access to various sources of evidence including high level sources such as published systematic reviews and some voluntary publications and conference reports which are particularly relevant to the intervention and / or applicable to Wales.

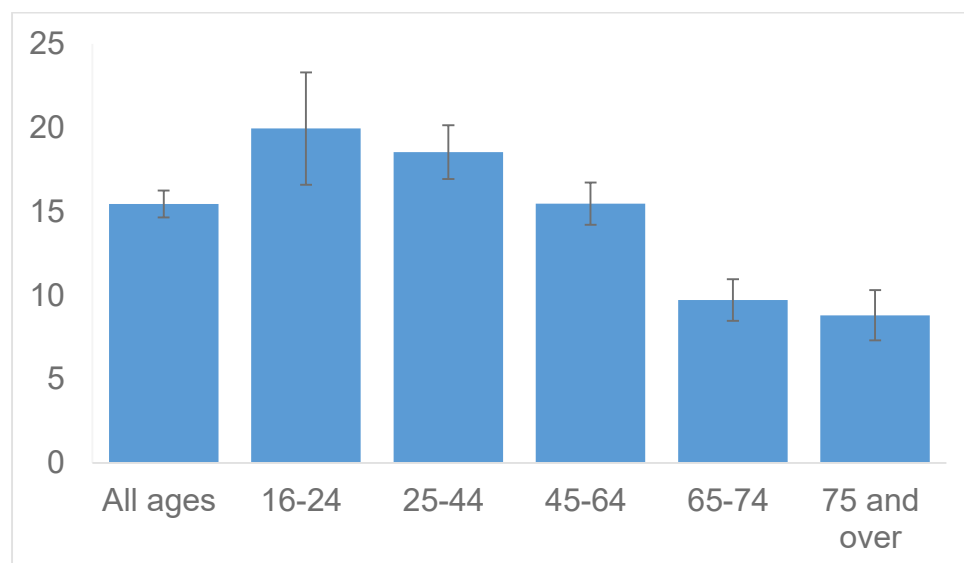
The map may be used to inform future integrated commissioning decisions and procurement specifications.

3.6 Loneliness and isolation

Within the last population needs assessment, the focus around loneliness and isolation was mainly covered within the chapter for older people. Since the last PNA in 2017 factors around loneliness and isolation have changed, specifically in light of the Covid-19 pandemic with legal restrictions placed on people's ability to socialise with family, friends and colleagues.

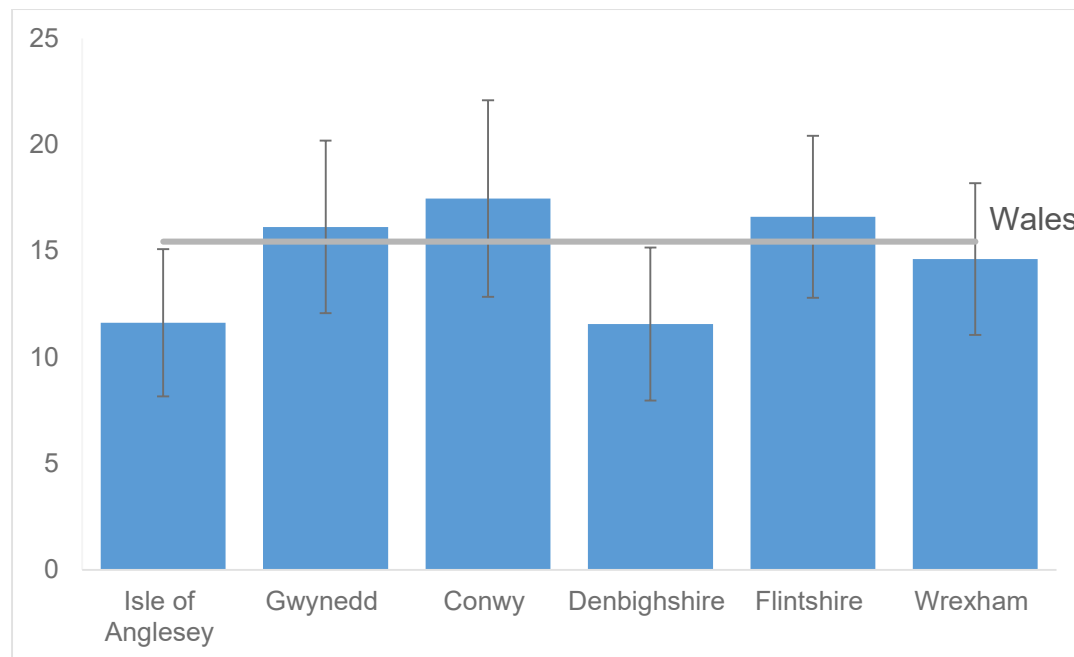
It is recognised that loneliness and isolation can impact all age groups. The National Survey for Wales found that for the period April 2019 to March 2020 younger people were more likely to be lonely compared to older people. There were 9% of over 65's who reported being lonely compared with 19% of those aged 16 to 44 and 15% of those aged 45 to 64. It should be noted however that older people may be less likely to report feelings of loneliness. However, there was an overall decrease in loneliness in 2019/20 with 15% of respondents feeling lonely which was a decrease from 2016/17 when 17% of people reported feeling lonely.

Chart 1: Percentage of people who are lonely by age, Wales 2019-20




Source: National Survey for Wales

Chart 2: Percentage of people who are lonely in North Wales by local council, 2019-20



Source: National Survey for Wales

Chart 3: Percentage of people who are lonely in Wales, 2016-17 to 2019-20



Source: National Survey for Wales

Other factors impacting upon loneliness includes factors such as overall health and wellbeing. Individuals who consider themselves to be in 'bad health' are more likely to report feelings of loneliness compared to those in 'good health'. The National Survey found that 35% of people in bad health and 24% of people in fair health were lonely compared with 11% of those in good or very good health. For those with a mental illness 44% reported feeling lonely compared to 11% without an illness. Socioeconomic factors also contribute to feelings of isolation and loneliness; it can also have disproportionate impact on those with protected characteristics.

4. Children and young people

4.1 About this chapter

This chapter focuses on the care and support needs of children and young people with complex needs. For the purpose of this needs assessment, the chapter includes those aged between 0 to 18 as well as those who are eligible for services until they are 25 years of age, such as disabled people and care leavers.

This chapter includes:

- Population / demographic overview.
- General health of children and young people.
- Children and young people with disabilities and / or illness
- Children and young people who have a need for care and support (refugees and asylum seekers are covered in section 12).
- Children and young people on the child protection register.
- Children and young people who are looked after (including fostering and adoption).
- Teenage pregnancy.
- Emotional well-being and mental health of children and young people.
- Early intervention and prevention services for children and young people.

Children and young people with complex needs are considered throughout the chapter and covered under the relevant themes. There is more information about the needs of children and young people in other chapters of this needs assessment. Further information that encompasses children and young people can be found in the following chapters:

- [Health, physical disabilities and sensory impairment](#)
- [Learning disabilities](#)
- [Autism](#)
- [Refugees and asylum seekers](#)

4.2 Definitions

Under the Social Services and Well-being (Wales) Act 2014 the eligibility criteria for children and young people with a care and support need is:

The need of a child... meets the eligibility criteria if:

(A) Either –

- i. The need arises from the child's physical or mental ill-health, age, disability, dependence on alcohol or drugs, or other similar circumstances; or
- ii. The need is one that if unmet is likely to have an adverse effect on the child's development;

(B) The need relates to one or more of the following –

- i. Ability to carry out self-care or domestic routines
- ii. Ability to communicate
- iii. Protection from abuse or neglect
- iv. Involvement in work, education, learning or in leisure activities
- v. Maintenance or development of family or other significant personal relationships
- vi. Development and maintenance of social relationships and involvement in the community
- vii. Achieving the development goals

(C) The need is one that neither the child, the child's parents nor the other persons in a parental role are able to meet, either –

- i. Alone or together
- ii. With the care and support of others who are willing to provide that care and support, or
- iii. With the assistance of services in the community to which the child, the parents or other persons in a parental role have access; and

(D) The child is unlikely to achieve one or more of the child's personal outcomes unless-

- i. The local authority provides or arranges care and support to meet the need; or

- ii. The local authority enables the need to be met by making direct payments (National Assembly for Wales, 2015)

Amendments to Part 9 of the Social Services and Well-being Act last year revised the definition of children and young people with complex needs. These now include children and young people:

- with disabilities and/or illness
- who are care experienced
- who are in need of care and support
- who are at risk of becoming looked after, and,
- those with emotional and behavioural needs.

4.3 What we know about the population

In 2020, there were around 123,700 children aged 0-15 in North Wales (Office for National Statistics, 2021). There has been little change in the number of children between 2015 and 2020 across North Wales or in each county as shown in the table below. The change has not been the same across each local authority, with some seeing an increase in the number of children, but some seeing a decrease. The proportion of children in the population as a whole also varies. Conwy has the lowest proportion of children at 16% of its population, and Wrexham has the highest at 19%.

Table 11: Number of children aged 0-15 in North Wales by local authority

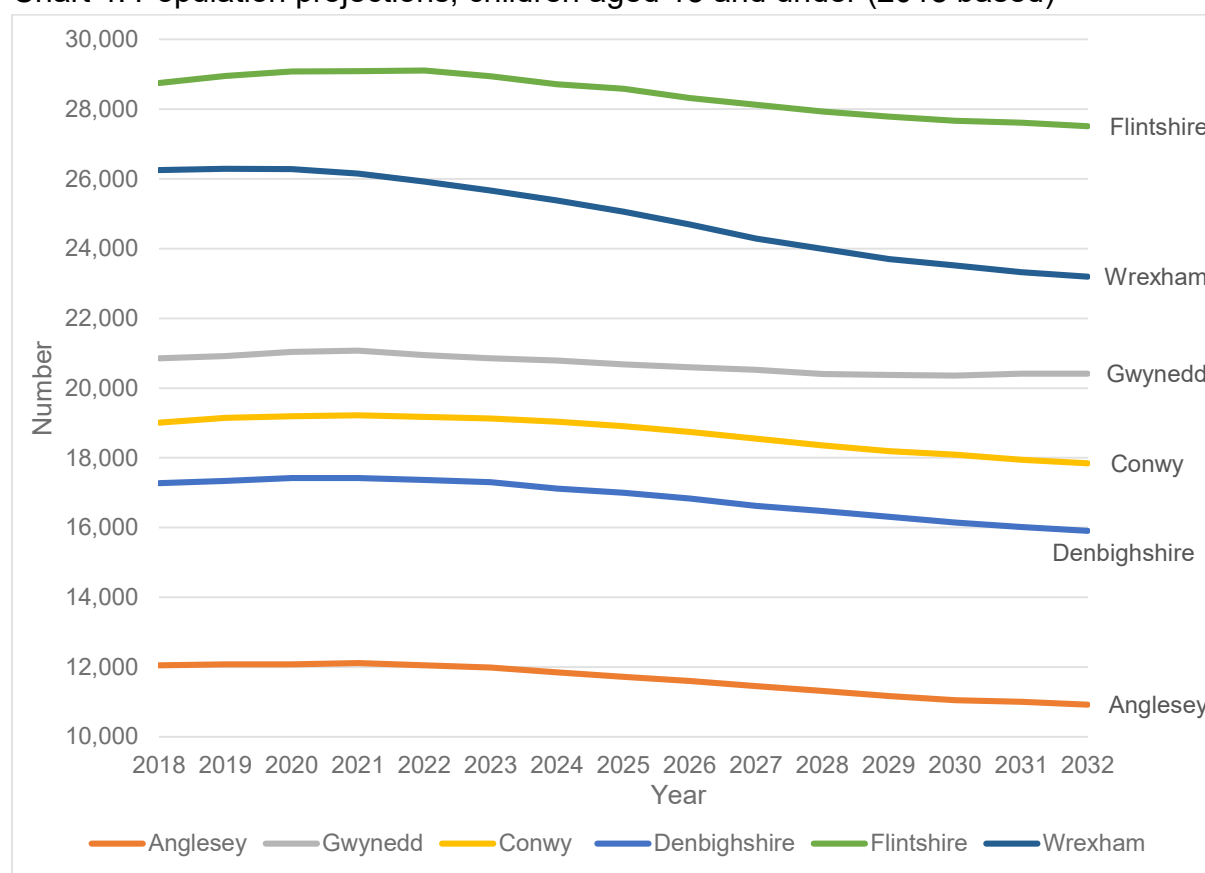
Local authority	2016 No	2016 %	2020 No	2020 %	Change No
Anglesey	12,000	17%	11,900	17%	-100
Gwynedd	20,900	17%	20,800	17%	-100
Conwy	18,800	16%	18,900	16%	+100
Denbighshire	17,200	18%	17,400	18%	+200
Flintshire	28,500	18%	28,800	18%	+300
Wrexham	26,100	19%	25,900	19%	-200
North Wales	123,600	18%	123,700	18%	+100
Wales	557,100	18%	562,700	18%	+5,600

Numbers have been rounded so may not sum.

Source: Mid-year population estimates, Office for National Statistics

The chart below shows the projected number of children in each North Wales local authority over a 15-year period. The number of children is projected to fall in North Wales by 7%. The level for each local authority varies from a 2% decrease for Gwynedd, to 12% in Wrexham. This is a nationwide trend, with numbers also projected to fall by 5% in Wales as a whole. The proportion of children compared to the total population will fall by 1-2% across all North Wales local authorities, and 1% for Wales as a whole.

Chart 4: Population projections, children aged 15 and under (2018 based)



Source: 2018-based local authority population projections for Wales (principal projection), Welsh Government

General health of children and young people in North Wales

Pre-conception, pregnancy and early years' phases are influential in the future health and development of children. The percentage of low birth weight across North Wales has remained relatively stable since 2017, around 6% of babies are born with a low birth rate of under 2,500g. Low birth weight is an important factor, as it is linked to infant mortality, life expectancy and is a key predictor for health inequalities. There

are differences across the region, which generally link to areas with higher deprivation. Wrexham has the highest proportion of low birth weights at 6.9% and Anglesey the lowest at 4.9% (Locality Needs Assessment 2021, PHW).

North Wales has a higher infant mortality rate (deaths under 1 year old) than when compared with the Wales average, 4.5 per 1,000 live births, compared to 3.1 for Wales. Infant mortality rates range from 2.6 per 1,000 live births in Gwynedd to 6.9 per 1,000 live births in Conwy. Neonatal mortality rates (deaths under 28 days old) range from 2.6 per 1,000 live births in Gwynedd and Flintshire to 7.9 per 1,000 live births in Conwy. These are 2018 figures and rates are based on very small numbers and so should be treated with caution. They were not calculated for some North Wales authorities, as the number was considered too small (Office for National Statistics, 2021).

The overall average for breastfeeding at 10 days for Wales is 35%, the BCUHB North Wales average is below that at 34%. There are differences across the region with the highest rates at 37% in Gwynedd and the lowest at 31% in Denbighshire. Breastfeeding provides health benefits from reducing infant mortality, reduced probability of childhood obesity and reduced hospitalisations (Locality Needs Assessment 2021, PHW).

Not all four year olds in North Wales are up to date with their routine immunisations, 90% of children aged four across BCUHB are up-to-date, which is higher than the Wales average of 88%. All local authority areas meet or are higher than the Wales average (Locality Needs Assessment 2021, PHW). There has been a recent dip in immunisation rates across the country.

Across BCUHB almost 70% of five year olds are of a healthy weight compared to almost 74% across Wales as a whole. At a local authority level, the percentages for Gwynedd (70%), Conwy (69%), Denbighshire (68%) and Wrexham (69%) are lower than the Wales average. An unhealthy weight in childhood can be associated with a broad range of health problems in later life and the worsening of existing conditions (Locality Needs Assessment 2021, PHW).

Educational attainment is a crucial determinant of health. Good health and well-being are associated with improved attendance and attainment at school. By the age of 30, people with the highest levels of education are expected to live four years longer than those with the lowest levels of education. School leavers with skills and qualifications varies across the North Wales region. The Wales Average Capped 9

score (includes all qualifications up to and including level 3) is 350. Gwynedd exceeds this at 360 both Anglesey and Flintshire are 352. Ynys Mon is in line with the Wales average at 349, Conwy is the third lowest at 343 followed by Wrexham at 333 with Denbighshire having the lowest score at 323 (Locality Needs Assessment, PHW 2021).

The statistics for 2017/18 show that the Wales average for 11 to 16 year olds that smoke is 3.6%. BCUHB has an average of 4.4%, making it the highest health board region in Wales. For boys, this is 4.4% and for girls 4.2%, which is statistically higher than the Wales figures of 3.5% for boys and 3.3% for girls. Around 43% of 16 to 24 year olds have drunk above the recommended guidelines at least one day in a week. Among 11 to 16 year olds, 17% of boys and 14% of girls drink alcohol at least once a week (Public Health Wales, 2016c).

Children and young people with disabilities and / or illness

There is an estimated 11,500 children and young people with any limiting long-term illness in North Wales. This is estimated using a survey. It includes those aged under 16 or those aged 16 and 17 who are dependents. A small decrease of almost 700 children is projected over the 20-year period.

Table 12: Predicted number of children (0-17) with a limiting long-term illness, 2020 and 2040

Local council	2020	2025	2030	2035	2040	Change
Anglesey	1,100	1,100	1,050	1,000	1,000	-110
Gwynedd	1,950	1,950	1,900	1,900	1,950	30
Conwy	1,800	1,800	1,700	1,650	1,650	-110
Denbighshire	1,600	1,600	1,550	1,500	1,500	-120
Flintshire	2,700	2,700	2,600	2,550	2,550	-100
Wrexham	2,400	2,350	2,200	2,150	2,150	-270
North Wales	11,500	11,450	11,000	10,800	10,850	-690

Numbers have been rounded so may not sum.

Source: Daffodil

There may be an increasing impact on parents and carers as children get older and larger in terms of manual handling, behaviour management and safety, which can mean a requirement for additional support for parent carers. More information on parent carers is available in the [unpaid carers](#) section.

The table below shows the number of pupils with additional learning needs in each local authority in North Wales. It varies significantly between authorities for the school action and school action + category. Anglesey has the highest proportion of school action pupils at 15.9%, compared to 8.2% in Wrexham. The North Wales average is 10.3%. There is also significant variance in the school action + category. Conwy has the highest proportion as 12.3%, compared to 4.8% in Flintshire and Wrexham. 2.2% of pupils in Wales have a special educational needs statement. This compares with 2.7% in Wrexham, the highest for North Wales, and 0.8% in Conwy with the lowest.

Table 13: Number of school pupils with special educational needs (age 5-15), 2020/21

Local council	School Action number	School Action %	School Action + number	School Action + %	State-mented number	State-mented %
Anglesey	1,243	15.9%	609	7.8%	174	2.2%
Gwynedd	1,243	9.0%	1,373	9.9%	259	1.9%
Conwy	1,223	9.9%	1,519	12.3%	103	0.8%
Denbighshire	1,178	9.2%	1,278	10.0%	176	1.4%
Flintshire	2,205	11.8%	898	4.8%	443	2.4%
Wrexham	1,304	8.2%	763	4.8%	436	2.7%
North Wales	8,396	10.3%	6,440	7.9%	1,591	2.0%
Wales	43,222	11.5%	27,729	7.4%	8,300	2.2%

Source: Pupil Level Annual School Census summary data by local authority (pupils aged 5 to 15 in primary, middle or secondary schools), table SCHS0334, StatsWales, Welsh Government

There is a disability register for children and young people, however, the numbers are very small and potentially disclosive and so this has not been included. The number of children receiving care and support with a disability supported by social services has fluctuated. There has been a decline overall for North Wales, but some areas have seen a significant increase. There are clear differences between local authorities, which could be due to differences in recording processes or the application of eligibility thresholds.

Table 14: Number and percent of children receiving care and support with a disability, 2017 to 2020

Local council	2017 No	2017 %	2020 No	2020 %	Change No
Anglesey	75	20.9%	10	2.8%	-65
Gwynedd	245	37.3%	215	26.0%	-30
Conwy	155	22.5%	130	24.6%	-25
Denbighshire	90	24.7%	105	28.1%	10
Flintshire	65	17.3%	130	23.3%	60
Wrexham	65	10.3%	80	11.7%	10
North Wales	700	22.5%	660	20.1%	-35
Wales	3,455	21.7%	3,600	21.7%	145

Numbers have been rounded so may not sum. The percentage is the proportion of all children receiving care and support who are disabled.

Source: Children Receiving Care and Support Census. StatsWales, Welsh Government

Children who are receiving care and support

In 2020, there were almost 2,900 children receiving care and support across North Wales. This is 2,302 children for each 100,000 children in the population, which is slightly lower than the rate for Wales as whole of 2,553 children in need for each 100,000 children in the population. The table below shows that the numbers vary across North Wales and over time with no clear trend.

Table 15: Number and rate per 100,000 of children (0-15) receiving care and support, 2017 to 2020

Local council	2017 No	2017 Rate	2020 No	2020 Rate	Change No
Anglesey	310	2,569	320	2,677	15
Gwynedd	560	2,681	720	3,461	160
Conwy	575	3,063	440	2,306	-140
Denbighshire	335	1,947	305	1,764	-30
Flintshire	330	1,162	480	1,658	150
Wrexham	555	2,115	595	2,276	40
North Wales	2,665	2,156	2,860	2,302	195
Wales	13,785	2,474	14,395	2,553	615

Numbers have been rounded so may not sum.

Source: Children Receiving Care and Support Census, StatsWales, Welsh Government

The table below shows the number of children receiving care and support by age group across North Wales. The age groupings are helpful for showing the amount of age-appropriate services needed, although it should be noted that when comparing them directly, the groupings are different sizes. For example, age 10 to 15 covers six years while age 16 to 17 covers two.

Table 16: Number of children receiving care and support, by age, North Wales

Local council	Under 1	Age 1 to 4	Age 5 to 9	Age 10 to 15	Age 16 to 17	Total
Anglesey	15	75	90	140	40	365
Gwynedd	25	150	225	320	105	825
Conwy	25	85	150	180	85	520
Denbighshire	10	65	95	130	60	365
Flintshire	15	105	160	195	75	555
Wrexham	35	135	190	235	70	665
North Wales	130	620	910	1,200	435	3,295
Wales	720	2,915	4,485	6,275	2,185	16,580

Numbers have been rounded to the nearest 5 to avoid disclosure

Source: Children Receiving Care and Support Census, Welsh Government, Stats Wales

The primary issues affecting each age group may vary. For example, for 0 to 5 year olds the proportion of children at risk of neglect may be higher, whereas for teenagers the proportion of young people requiring / receiving support for complex behavioural / emotional difficulties may be higher.

The primary category of need for children receiving care and support is shown below for North Wales. Just over half are due to abuse or neglect (56.5%). The next most frequent category is the child's disability or illness (17.2%), family dysfunction (11.1%) or family in acute stress (8.3%). Families may be referred for more than one reason, so this list reflects the main reason recorded.

Table 17: Children receiving care and support by category of need, 31 March 2020, North Wales

Category	Number	%
Abuse or neglect	1,860	56.5%
Child's disability or illness	565	17.2%
Parental disability or illness	105	3.1%
Family in acute stress	275	8.3%
Family dysfunction	365	11.1%
Socially unacceptable behaviour	65	2.0%
Absent parenting	50	1.5%
Adoption disruption	10	0.3%
Total	3,295	100%

Numbers have been rounded to the nearest 5 to avoid disclosure

Source: Children Receiving Care and Support Census, StatsWales, Welsh Government

Outcomes of children receiving care and support

The children in need of care and support census collates a lot more detailed information, but due to the small numbers and inconsistencies in collation, we have only included summary information here. The full data is available on [StatsWales](#)

Health outcomes for children receiving care and support are monitored annually. A summary for North Wales is available in the table below. The proportion of children with up-to-date immunisations and dental checks is lower for North Wales than the national average. The percentage age 10+ with mental health problems is higher than the national average, 19% compared to 14%. Up-to-date child health surveillance checks are just above the Welsh average. The proportion of children with autism is higher in North Wales at 16%, compared to 12% for Wales. The full data, including for each local authority is available on [StatsWales](#)

Table 18: Health of children receiving care and support, 31 March 2020, North Wales

Category	North Wales number	North Wales %	Wales %
Percentage of children with up-to-date immunisations (1)	2,870	89%	92%
Percentage of children with up-to-date dental checks (for children aged 5 and over) (2)	1,955	79%	83%
Percentage of children with mental health problems (for children aged 10 and over) (3)	310	19%	14%
Percentage of children with up-to-date child health surveillance checks (for children aged 0 to 5) (4)	795	92%	91%
Percentage of children with autism (5)	525	16%	12%

(1) Children with immunisations up to date are recorded as having received all the immunisations that a child of their age should have received by the census date.

(2) Children with up to date dental checks are defined as those who have had their teeth checked by a dentist during the twelve months to 31st March.

(3) Includes mental health problems diagnosed by a medical practitioner and children receiving Child and Adolescent Mental Health Services (CAMHS) or on a waiting list for services. Includes depression; self harming; and eating disorders. Includes children who report experiencing mental health problems but who do not have a diagnosis. Autistic spectrum disorders, learning disabilities and substance misuse problems are not regarded as mental health problems in their own right.

(4) Local authorities were asked to identify whether the child's health surveillance child health promotion checks were up to date at the census date.

(5) Autism includes a range of related developmental disorders that begin in childhood and persist throughout adulthood.

Numbers have been rounded so may not sum

Source: Children Receiving Care and Support Census, StatsWales, Welsh Government

Data was also collected for the percentage of children aged 10+ with substance misuse problems. This was suppressed as part of the data release for Wrexham due to the small numbers involved being disclosive. The average for Wales was 7%. Proportions ranged from 12% in Flintshire to 3% in Conwy.

Children on the child protection register

In 2018-19, there were 575 children on the child protection register in North Wales. Although the numbers vary year to year for each local authority, overall for North Wales, the level has remained similar, with a small decrease of 3% (15 children). Due to the small numbers involved it is not possible to identify clear trends as, for example, a dramatic change from one year to the next may be due to one family moving to or from an area.

Table 19: Number of children on the child protection register 31 March, North Wales

Local council	2016-17	2017-18	2018-19	Rate per 10,000 population under 18
Anglesey	100	45	80	59
Gwynedd	80	90	55	24
Conwy	35	65	70	32
Denbighshire	80	100	90	47
Flintshire	165	145	110	34
Wrexham	130	130	170	59
North Wales	595	575	575	41
Wales	2,805	2,960	2,820	45

Numbers have been rounded to the nearest 5 to avoid disclosure

Source: Children Receiving Care and Support Census, Welsh Government, StatsWales

The table below shows the number of children on the child protection register by age group across North Wales. The age groupings are helpful for showing the amount of age-appropriate services needed, although it should be noted when comparing them directly that the groupings are different sizes. For example, age 10-15 covers six years while age 16 to 17 covers two.

Table 20: Number of children on the child protection register, by age, North Wales

Local council	Under 1	Age 1 to 4	Age 5 to 9	Age 10 to 15	Age 16 to 17	Total
Anglesey	10	20	15	25	10	80
Gwynedd	*	15	20	15	*	55
Conwy	10	20	20	20	*	70
Denbighshire	15	25	30	25	*	90
Flintshire	15	30	35	35	*	110
Wrexham	20	40	55	50	5	170
North Wales	70	145	170	170	20	575
Wales	285	745	850	820	120	2,820

Numbers have been rounded to the nearest 5 to avoid disclosure

Source: Children Receiving Care and Support Census, Welsh Government, Stats Wales

Looked after children and young people

In 2021 there were 1,470 local children and young people looked-after by North Wales local authorities. Of these, 53% were boys and 47% girls, which is similar to the national picture across the whole of Wales. The number of children looked after in North Wales has increased by 350 during the time frame shown in the table below. North Wales has a lower number of children looked after per 100,000 population than the rest of Wales, however there are significant variations across the region, from 795 in Flintshire to 1,304 in Wrexham. It is important to note that the number is currently fluctuating rapidly with a significant increase in newly accommodated young people.

Table 21: Number and rate per 100,000 of children looked after (under 18) by local authority, 2017 and 2021

Local council	2017 No	2017 Rate	2021 No	2021 Rate	Change No
Anglesey	140	1,039	160	1,214	20
Gwynedd	220	927	280	1,210	65
Conwy	180	829	215	1,015	35
Denbighshire	160	825	180	923	20
Flintshire	210	654	255	795	45
Wrexham	215	736	375	1,304	160
North Wales	1,120	805	1,470	1,063	350
Wales	5,960	949	7,265	1,153	1,305

Numbers have been rounded so may not sum.

Source: Children Looked after Census. StatsWales, Welsh Government

In terms of the ages of these children and young people, the number for each age band can be seen in the table below. The highest proportion is age 10 to 15. It should be noted when comparing them directly that the groupings are different sizes. For example, age 10 to 15 covers six years while age 16 to 17 covers two. As this age bracket includes key transitions for these children, in terms of health, education, social and emotional development, a wide range of service provision and support services are required to support this population.

Table 22: Number of children looked after, by age, North Wales

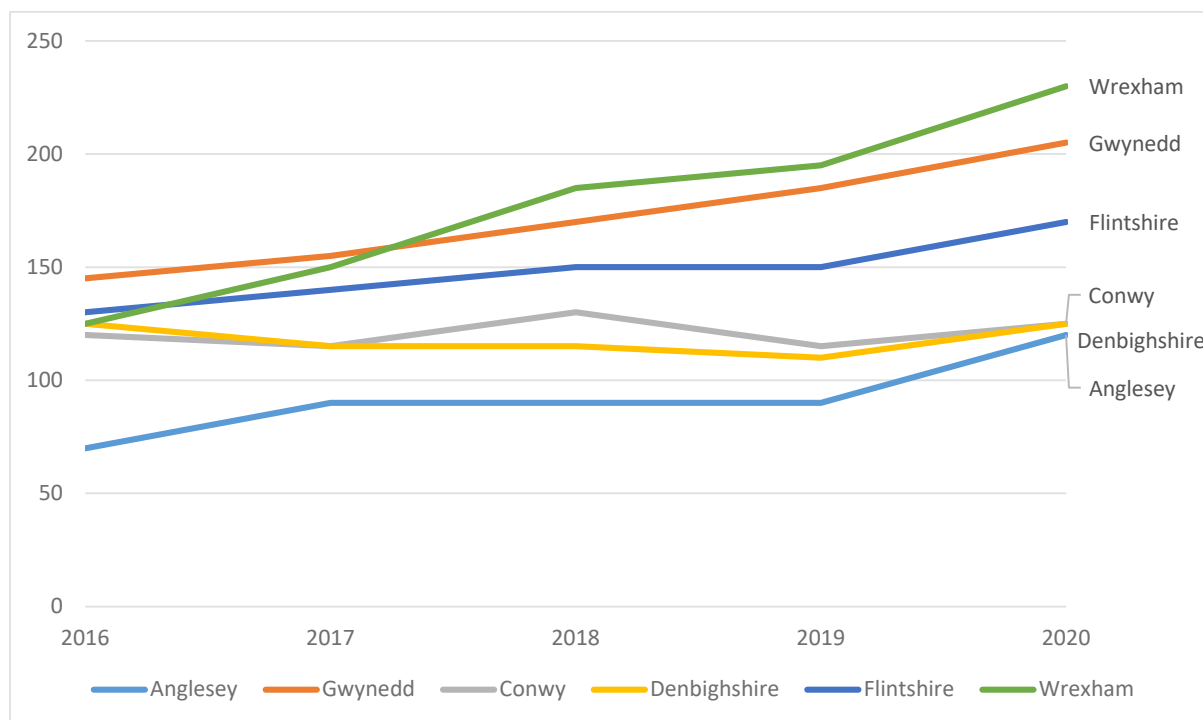
Local council	Under 1	Age 1 to 4	Age 5 to 9	Age 10 to 15	Age 16 to 17	Total
Anglesey	5	35	40	55	25	160
Gwynedd	10	60	80	95	40	280
Conwy	10	45	50	70	40	215
Denbighshire	5	30	35	75	30	180
Flintshire	10	55	50	105	40	255
Wrexham	25	100	90	120	45	375
North Wales	65	325	350	515	220	1,470
Wales	295	1,370	1,700	2,745	1,150	7,265

Numbers have been rounded so may not sum

Source: Children Looked after Census, Welsh Government, Stats Wales

The chart below shows the number of children who are looked after in placements in North Wales between 2016 and 2020. There has been an overall increase for all North Wales local authorities.

Chart 5: Number of children looked after in placements in North Wales



Source: Children Looked after Census, Welsh Government, Stats Wales

Experiences of looked after children and young people

Placement stability is an important determinant in current and long term health, educational and economic outcomes of children and young people who are in care (NICE guideline – NG205 October 2021). The percentage of children who were continually in care who remained in the same placement for the period of April 2020 to April 2021 was 78%. This is the same as the Wales proportion. Anglesey had the lowest proportion at 70% having one placement, and Conwy the highest with 81%.

Of those children who were continually in care over the same period, 8% of those accommodated across North Wales had 2 or more changes in placement over that period. This is slightly higher than the Wales average at 7%. Anglesey had the highest at 12% and Gwynedd the lowest at 2%.

It is difficult to compare the experience between counties as the numbers involved are small, and so the data tends to vary year-to-year depending on specific children and families included in the figures at that time.

Table 23: Number of placements in the year for children looked after (2021)

Local council	1 place- ment number	1 place- ment %	2 place- ments number	2 place- ments %	3+ place- ments number	3+ place- ments %
Anglesey	115	70%	30	18%	20	12%
Gwynedd	225	80%	50	17%	5	2%
Conwy	175	81%	25	13%	15	7%
Denbighshire	140	77%	30	17%	10	6%
Flintshire	200	78%	30	13%	25	9%
Wrexham	285	76%	55	15%	35	9%
North Wales	1,140	78%	220	15%	110	8%
Wales	5,635	78%	1,110	15%	515	7%

Numbers have been rounded so may not sum

Source: Children Looked after Census, Welsh Government, Stats Wales

The table below shows how many children looked after are placed in their home county, elsewhere in Wales and outside of Wales. There are 68% of children looked after in North Wales placed in their own county. This is slightly higher than the Wales average. It varies from 63% in Conwy to 72% in Anglesey. There is a wide variance

in the proportions placed outside of Wales. Flintshire has the highest which may be due to the fact it borders England. It is not known how far from their home county they are placed. Placement within county or nearby is known to be important for children and young people to maintain their established positive social networks both with family (parents, siblings and others) and school – which helps them to develop their identity and emotional maturity (NICE guidelines NG205 October 2021).

Table 24: Location of placements in the year for children looked after (2020)

Local council	Inside local authority number	Inside local authority %	Elsewhere in Wales number	Elsewhere in Wales %	Outside of Wales number	Outside of Wales %
Anglesey	115	72%	35	22%	5	3%
Gwynedd	205	71%	60	21%	20	7%
Conwy	125	63%	50	25%	20	10%
Denbighshire	120	71%	25	15%	20	12%
Flintshire	170	68%	40	16%	40	16%
Wrexham	220	68%	70	22%	25	8%
North Wales	955	68%	280	20%	130	9%
Wales	4,705	66%	1,795	25%	360	5%

Numbers have been rounded so may not sum

Source: Children Looked after Census, Welsh Government, Stats Wales

Children looked after from out of county are placed in North Wales. This includes in foster care and residential units. While these placements are funded externally, these numbers of children place additional demands on local services such as health, education, police and support services, all of which are funded locally.

In addition, as these children leave the care system, if they decide to settle in the local area, this can place a strain on housing departments, which are already under pressure.

The looked after census no longer collects data on this, however, BCUHB do and have found that North Wales is a net importer of children who are looked after and take a significant numbers of young people in out of area placements. During the period 1 April 2020 to 31 March 2021, they recorded a total of 514 looked after children placed from outside of North Wales into the local authorities of Anglesey, Conwy, Denbighshire, Flintshire, Gwynedd and Wrexham. This is an overall

decrease of 1.5% from the 2019-20 total of 522. Of the 514 placed, a total of 161 ceased their placement within the same time frame, making the current total of 353.

Foster care

There were around 945 children in foster care in North Wales in 2020. The numbers have increased year on year since 2015. This increase is also the national trend, with numbers increasing across Wales as a whole. Wrexham had the largest increase, with the number of children doubling. Gwynedd also saw a significant increase. Numbers in the other local authorities have fluctuated.

Table 26: Number of children looked after in foster placements at 31 March

Local council	2015	2017	2018	2019	2020
Anglesey	90	100	100	90	110
Gwynedd	145	145	145	165	200
Conwy	120	125	150	140	140
Denbighshire	125	110	110	115	115
Flintshire	135	140	135	150	140
Wrexham	120	135	170	175	240
North Wales	735	755	810	835	945
Wales	4,250	4,425	4,700	4,840	4,990

Numbers have been rounded so may not sum.

Source: Children looked after by local authorities in foster placements. StatsWales, Welsh Government

Adoption

On average, adoption services work with between 15% and 19% of looked after children (National Adoption Service, 2016b). Up to 25% of children placed for permanent adoption have experiences in childhood that need specialist or targeted support (National Adoption Service, 2016b).

The National Adoption Service (NAS) was developed in response to the Social Services and Well-being (Wales) Act 2014. It is structured in three layers, providing services nationally, regionally and locally. They have produced a framework for adoption support which aims to make it easier for adopters and children and young people to get support when they need it (National Adoption Service, 2016a). Part of

implementing the framework will involve mapping need, demand, services and resources.

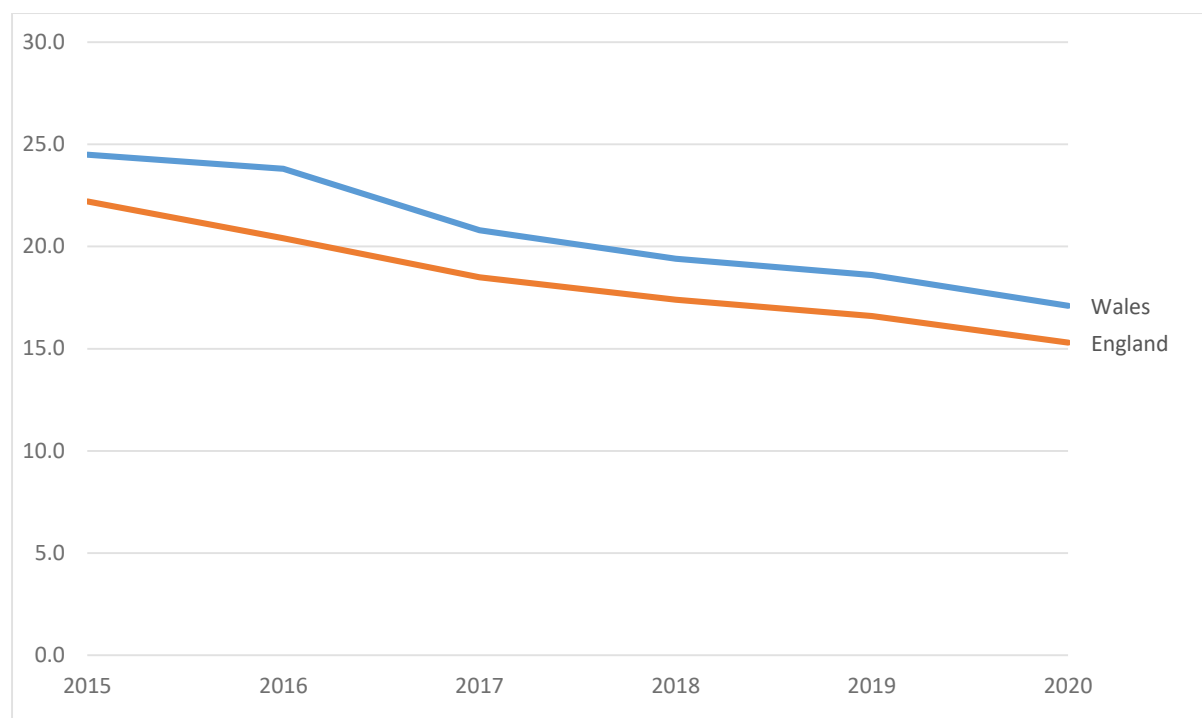
The North Wales Adoption Service is a partnership between all local authorities hosted by Wrexham County Borough Council. Working regionally helps the service find new families more effectively, place children quicker and improve the adoption support services.

Teenage pregnancy

Teenage conception rates are reducing and there has been a steady decrease across England and Wales for some time. Suggested reasons include, the availability of highly effective long-acting contraception, and also changing patterns of young people's behaviour where some go out less frequently. Teenage pregnancy is a risk factor contributing to low birth weight and many other poor long-term health and socio-economic outcomes for mother and baby.

Abortion rates for those aged under 18 in England and Wales have declined over the last ten years (from 16.5 to 6.9 per 1,000 between 2010 and 2020). The decline since 2010 is particularly marked in the under 16 age group, where the rates have decreased from 3.9 per 1,000 women in 2010 to 1.2 per 1,000 women in 2020. The abortion rate for 18 to 19 year olds has also declined from 30.7 per 1,000 women to 22.1 per 1,000 women in the same period ([Abortion statistics, England and Wales: 2020](#)).

Chart 6: Conceptions per thousand women aged 15-17, England and Wales, 2015 to 2020



Source: Conceptions in England and Wales, Office for National Statistics

In all areas across North Wales, the number of teenage conceptions has been decreasing as the below table shows. These figures should be treated with caution, however, as the numbers involved are very small for some local authorities.

Table 25: Number and rate per 1,000 population of conceptions age 15-17

Local council	2015 number	2015 rate	2019 number	2019 rate	Change
Anglesey	26	23.4	18	16.7	-8
Gwynedd	44	23.0	39	22.6	-5
Conwy	48	24.7	30	17.8	-18
Denbighshire	59	37.0	33	23.5	-26
Flintshire	85	32.7	48	18.8	-37
Wrexham	83	37.1	60	28.1	-23
North Wales	345	30.3	228	21.6	-117
Wales	1,271	24.3	838	17.3	-433

Source: Conceptions in England and Wales, Office for National Statistics

Emotional wellbeing and mental health

The World Health Organisation (2014) has defined good mental health as:

“a state of well-being in which every individual realizes his or her own potential, can cope with the normal stresses of life, can work productively and fruitfully, and is able to make a contribution to her or his community”

Public Health Wales (2016a) use the term mental well-being as defined above: mental health problems for experiences that interfere with day to day functioning; and, mental illness to describe severe and enduring mental health problems that require treatment by specialist mental health services.

Mental health problems can begin in childhood and can have lifelong impacts, such as poor educational attainment, a greater risk of suicide and substance misuse; antisocial behaviour and offending.

Risk factors include parental alcohol, tobacco and drug use during pregnancy; maternal stress during pregnancy; poor parental mental health; a parent in prison and parental unemployment. Children who experience child abuse; looked-after children; young offenders; children with intellectual disability; 16 to 18 year olds not in employment, education or training (NEET); young carers and young people with a physical illness are also at higher risk of mental illness (Royal College of Psychiatrists, 2010).

Early experiences may have long-term consequences for the mental health and social development of children and young people (Public Health Wales, 2016b).

Chart 7 shows that young people aged 11 to 16 years in Gwynedd have the highest mental wellbeing scores in North Wales (24.5) and is statistically significantly higher than the average for Wales (24). Higher scores indicate positive mental wellbeing. Young people in Wrexham have the lowest score (23.6) and is statistically significantly lower than the average for Wales.

Chart 7: Short Warwick-Edinburgh Mental Wellbeing Scale (SWEMWBS) average scores, children in secondary school aged 11 to 16 years, Wales and unitary authorities, 2017/18

Produced by Public Health Wales Observatory, using HBSC & SHRN (DECIPher)



Source: Public Health Wales, 2021

Predictions from Daffodil show the number of children and young people with mental disorders in North Wales was around 9,300 in 2020. It is predicted to decrease over the next 20 years to around 8,500 in 2040. This is due to a decrease in the number of children and young people overall, and not due to an expected decrease in mental disorders. These estimates are based on a 2017 survey produced by the Office for National Statistics. Locally, there has been an increase in the number of children and young people being referred for mental health support and this is likely to continue following the impact of Covid-19 on children and young people's mental health.

Children and young people's mental health service referrals initially saw the largest reduction of any mental health service, with 53% fewer referrals received in April 2020 compared to 2019/20 levels. Difficulties reported in accessing GP appointments were likely to have impacted on children's abilities to access local mental health services at this time. Fluctuations in referral numbers over the past nineteen months have also been heavily influenced by the opening and closing of schools, with referrals from the education system forming a common pathway for patients into mental health services. An influx of referrals was reported between March and July 2021, following the re-opening of in-person educational settings towards the beginning of this time period. Referral rates in September (+10%) and October (+16%) were higher than the pre-Covid position, following the anticipated dip in referral levels reported during August's school holiday period.

Digital consultations remain a key part of mental health services non face-to-face offering, with utilisation rates of 15% reported during October 2021. This is the lowest proportion of video based consultations reported aside from during the first

month of reporting in April 2020, although it is worth noting that this still remains notably above the digital rates reported by adult/older adult mental health teams at this time. Within children and young people's mental health inpatient services, bed occupancy rates continue to exceed 2019/20 historic levels, with a 74% average occupancy rate reported in October 2021, 13% higher than in 2019/20.

Table 27: estimated number of children (age 5-16), with any mental health problem, 2020

Local council	2020	2025	2030	2035	2040	Change
Anglesey	885	885	830	795	780	-105
Gwynedd	1,565	1,550	1,485	1,495	1,520	-45
Conwy	1,445	1,465	1,395	1,340	1,325	-120
Denbighshire	1,300	1,315	1,245	1,185	1,175	-125
Flintshire	2,165	2,175	2,085	2,045	2,030	-140
Wrexham	1,925	1,900	1,755	1,670	1,645	-285
North Wales	9,290	9,290	8,790	8,530	8,470	-820

Numbers have been rounded so may not sum.

Source: Daffodil

The table below shows the risk and protective factors for child and adolescent health that relate to themselves, their family, school and community. Strategies to promote children's mental health and well-being should focus on strengthening the protective factors and reducing exposure wherever possible to the risk factors.

Table 28: Risk and protective factors for child and adolescent mental health
(Department of Education, 2016)

Risk factors	Protective factors
<p>In the child:</p> <ul style="list-style-type: none"> • Genetic influences • Low IQ and learning disabilities • Specific development delay or neuro-diversity • Communication difficulties • Difficult temperament • Physical illness • Academic failure • Low self-esteem <p>In the family:</p> <ul style="list-style-type: none"> • Overt parental conflict including domestic violence • Family breakdown (including where children are taken into care or adopted) • Inconsistent or unclear discipline • Hostile and rejecting relationships • Failure to adapt to a child's changing needs • Physical, sexual, neglect or emotional abuse • Parental psychiatric illness • Parental criminality, alcoholism or personality disorder • Death and loss – including loss of friendship <p>In the school:</p> <ul style="list-style-type: none"> • Bullying • Discrimination • Breakdown in or lack of positive friendships • Deviant peer influences • Peer pressure • Poor pupil to teacher relationships <p>In the community:</p> <ul style="list-style-type: none"> • Socio-economic disadvantage • Homelessness • Disaster, accidents, war or other overwhelming events • Discrimination • Other significant life events 	<p>In the child:</p> <ul style="list-style-type: none"> • Being female (in younger children) • Secure attachment experience • Outgoing temperament as an infant • Good communication skills, sociability • Being a planner and having a belief in control • Humour • Problem solving skills and a positive attitude • Experiences of success and achievement • Faith or spirituality • Capacity to reflect <p>In the family:</p> <ul style="list-style-type: none"> • At least one good parent-child relationship (or one supportive adult) • Affection • Clear, consistent discipline • Support for education • Supportive long term relationship or the absence of severe discord <p>In the school:</p> <ul style="list-style-type: none"> • Clear policies on behaviour and bullying • 'Open door' policy for children to raise problems • A whole-school approach to promoting good mental health • Positive classroom management • A sense of belonging • Positive peer influences <p>In the community:</p> <ul style="list-style-type: none"> • Wider supportive network • Good housing • High standard of living • High morale school with positive policies for behaviour, attitudes and anti-bullying • Opportunities for valued social roles • Range of sport/leisure activities

For more information about the negative impacts that adverse experiences during childhood have on an individual's physical and mental health see the report produced by Public Health Wales (2015).

Prior to the Covid-19 pandemic, one in five (19%) of young people in Wales reported mental health symptoms (School Health Research Network, Student Health and Wellbeing Survey 2019). The pandemic has exacerbated mental health and well-being issues for children and young people. Research undertaken by Public Health Wales found that the pandemic had an overwhelmingly negative impact on all aspects of mental well-being among children and young people.

A key area of concern identified by the Welsh Government Children, Young People and Education Committee is that there is a gap in provision for what it calls 'the missing middle'. This refers to children and young people who require mental health support, but may not be unwell enough to meet the criteria for services. The Together for Children and Young People (T4CYP) Programme is an NHS Wales led programme, which aims to improve the emotional and mental health support available to children and young people in Wales. One of the work streams aims to address this gap in provision.

The North Wales 'No Wrong Door' strategy has been developed through a collaborative process to identify what is working well, develop a joint vision for the future and design a future delivery model. The strategy takes a regional approach based on a shared vision and an agreed set of common principles. It will apply across North Wales to improve mental health and well-being services for children and young people.

The strategy is based on the following principles, again derived from the collaborative development process:

- Children and young people will be valued for themselves, and their worth appreciated.
- We will listen to children, young people, and their families to understand their world and experiences. Their opinions will help us to shape and evaluate our services.
- We will reduce the numbers of children and young people requiring targeted support by investing in preventative measures.
- We will reduce the number of children of young people requiring more

intensive support through timely, early intervention.

- We will make it easy for children and young people and their families to find information about mental health and, if required, to obtain help that is accessed using simple and convenient arrangements.
- There will be better support for mental health in schools.
- All the children and young people will have access to co-ordinated help from a range of professionals, when this would be in their best interests.
- All children and young people will have the opportunity to form a trusting relationship with appropriate professionals. They, and their families, will have the support of a co-ordinator who will manage their case and help them to navigate the system.
- Intervention will be timely, avoiding long waits for services and will be based on needs not diagnosis. Services will be child-centred, evidence based and flexible to ensure that needs are met and provided in ways that are suitable and convenient, including on-line.
- The pathway will operate seamlessly across health and social services, education, community provisions and the criminal justice service.
- We will have effective governance of system resources and professional activity.

The proposed formal mental health system is designed to respond to four different levels of need:

Low needs: These are experienced by children who have had a mental concern and have made good overall progress through appropriate universal services. There are no additional, unmet needs or there is / has been a single need identified that can be / has been met by a universal service.

Additional needs: Children in this category have needs that cannot be met by universal services and require additional, co-ordinated multi-agency support and early help. It also includes children whose current needs are unclear.

Complex needs: Children and young people with an increasing level of unmet needs and those who require more complex support and interventions and co-ordinated support to prevent concerns escalating.

Acute / specialist needs, including safeguarding: These occur when children have experienced significant harm, or who are at risk of significant harm and include children where there are significant welfare concerns. These children have the highest level of need and may require an urgent or very specialist intervention.

The four key outcomes that the 'No Wrong Door' strategy aims to deliver are:

- Easy access to the right services for the child and family
- Timely intervention
- Responsive services
- Organisations working together

Early intervention, prevention and parenting support

The definition of prevention and early intervention can include:

- Universal access to information and advice as well as generic 'universal services', such as education, transport, leisure / exercise facilities and so on.
- Single and multi-agency targeted interventions, contributing towards preventing or delaying the development of people's needs for managed care and support or managing a reduced reliance on that care and support.

Exposure as children to Adverse Childhood Experiences (ACE's) can have a profound impact through to adulthood. ACEs are traumatic experiences that occur in childhood and are remembered throughout adulthood.

These experiences range from suffering verbal, mental, sexual and physical abuse, to being raised in a household where domestic violence, alcohol abuse, hostile parental separation or drug abuse is present. One in seven people in Wales has experienced more than four ACEs and almost half have experienced an ACE. This demonstrates the importance of focusing on early years and reducing the number of children living in families where there is domestic abuse, mental health problems, substance misuse or other forms of abuse or neglect. Providing safe and nurturing environments for every child in Wales is the best way to raise healthier and happier adults (ACE Support Hub Annual Report 2020 – 2021).

The Covid-19 pandemic has resulted in new challenges for children and young people. Disruption to their education, support systems and social activities and other restrictions have meant that many people have spent increased amounts of time at

home, which may increase the risk of exposure to ACEs, particularly amongst those already vulnerable. A report on the experiences of children and young people during the pandemic by the Violence Prevention Unit found that there was an increase in children and young people witnessing domestic abuse, an increase in reports of physical abuse toward children, worsening of mental health amongst children and young people and risk factors for child criminal exploitation and youth violence were exacerbated during the pandemic (The impact of COVID-19 on children and young people's experiences of violence and adverse childhood experiences, Violence Prevention Unit Report, 2021).

An emphasis on prevention and early intervention to give children and young people the best start in life and achieve the best possible outcomes is a key element of the Social Services and Well-being Act. Flying Start is the Welsh Government's targeted Early Years programme for families with children under four years of age who live in some of the most deprived areas of Wales.

4.4 What people are telling us

Child and adolescent mental health services (regional population needs survey)

What is working well:

Respondents described the following as working well:

- Collaborative working with local councils to promote services and ensure they reach the maximum number of people.
- Communication between agencies – police, children services and education.
- Counselling in high schools.
- Mental health and well-being apps.
- Phone lines such as the Samaritans and Mind.

It should be noted, however, that others thought these services are not working well at all, since “it is impossible to get appointment for mental health and child related services”.

What needs to be improved:

A consistent message from many respondents was that there is a significant gap in children's mental health services, waiting lists are too long and families are struggling.

Specific recommendations for improvements were:

- Better access to Child and Adolescent Mental Health Services (CAMHS) and the neurodevelopmental team for young people. (Please note these are two separate teams).
- Integrating mental health services into schools, especially counselling for primary school children and raised awareness of trauma amongst staff.
- Increasing the number of Looked-after Children nurses.
- Joint working between mental health services and other children's services to streamline care.
- Increasing psychological support for children, especially those in care and less reliance on medication as an intervention.
- More counsellors, especially male counsellors and counsellors speaking Welsh, Polish and other languages.
- One stop shops to find out about and access all services in a local area.
- Making the transition from child to adult services more user-friendly for young people and tailored to the individual's developmental needs.

4.5 Local engagement findings

We collated findings from engagement activity carried out by local partners with children and young people to inform this chapter. This included a lot of examples of children and young people's involvement in the planning and development of specific services. In this section, we focussed on the key messages that will help to plan care and support services across the region. There is also more information about the well-being of all children and young people in the Well-being Assessments being prepared by Public Services Boards.

Mental and emotional health

The Children and Young People's Transformation Programme is developing a framework to support children's emotional health, well-being and resilience. They commissioned a survey of parents of 8 to 11 year olds to find out more about the support they need. This pilot survey was then rolled out to parents of 0 to 7 and 12 to 18 year olds.

The survey asked questions about the 'Five ways to well-being' which are connect, be active, take notice, give and keep learning.

There were over 5,500 responses from across North Wales. The survey found that:

- Parents/carers would like a range of support including school based support, support from School Nurse/GPs or recommended websites or podcasts.
- The sources of support parents/carers rated most important were; school, friends/family and healthcare services.
- 75% of parents/carers said they would use 'digital resources' to help them and their children with good habits, those with children aged 8-18 were most likely to use or encourage this.
- Most parents said they were happy or very happy in supporting their child with the five ways to well-being. The highest rated was 'Give', where 93% parents/carers felt happy/very happy to confidently support their child.
- Parent/carers rated 'connecting' as the most important aspect of the five ways to well-being for children aged 4-15, 'being active' was most important for 0-3 year olds and 'learning' was most important for 16-18 year olds.
- Parents/carers said they were most confident in supporting their child with 'feeling sad/low' (87%) and least confident in supporting their child with possible loss or separation (71%).
- 80% of parents said that they were happy/very happy about their child's well-being. Parents of 0-3 year olds were happiest with their child's wellbeing (99%).

The top 5 additional concerns that parents mentioned about their child's well-being were: socialising/friendships, school/learning, Covid/isolating, online activity and anxiety.

Engagement with young people aged 11 to 25 about how youth services in Gwynedd support their emotional and mental wellbeing found that there is a lack of awareness,

understanding and support for young people's mental health in general. The youth services provided valuable support for those who had been involved, but it needed to be promoted better.

Children and young people who are looked after

The Bright Spots survey carried out in Flintshire in 2018 with children and young people who are looked after found the following.

What was good?

- Almost all felt safe where they live and that carers noticed how they were feeling.
- Almost all thought their carers were interested in what they were doing at school or college.
- All participants who gave an answer said that they trusted their carers.
- Most said that they have a really good friend.
- Most, including all the girls, felt included in decisions made about their lives.

What was bad?

- Several participants said they wanted more contact with their family, especially their mum, brothers and sisters.
- More than a third had had three or more social workers in the last 12 months.
- School could be better for lots of the participants.
- More than a third said no one had explained why they were in care or that they wanted to know more.
- Nearly a third felt unhappy and some worried about the future.
- A third of boys felt social workers made decisions without including them.

The survey noted that in Flintshire, children and young people felt embarrassed by adults drawing attention to their care status more frequently than young people (14%) in other Welsh local authorities. Although half of young people had high well-being in all areas, more looked after young people (11 to 18) were dissatisfied with their lives and not as happy or optimistic about their futures as other young people living in Wales.

Some of the 'Bright spots' that were noted included being allowed and supported to have pets, that children had trusting relationships with their carers and that more young people felt they were being taught independence skills: 96% in Flintshire

compared to 86% of Children Looked After in other Welsh local authorities that took part in the pilot. Feedback from Flintshire's Children Looked After participation group indicates that children are able to ask questions to their social worker and that they are generally kept informed and updated with information about their placement. Work still needs to be done, however, on informing children how their placement was sourced and how the decision was made that their placement is best suited to meet their needs.

What matters to children and young people

The three most talked about topics identified by the Impact through Stories pilot programme in Flintshire were:

- Passion to protect local and global environments.
- Mental health and a need for more support when young people and their families need it.
- Fairness, equality and standing up for others. Stories were shared on the rights of girls not to be treated differently, in sports, in schools, in work and to feel safe in their community. Young people shared stories on bullying, homelessness and poverty, equality in learning and education and about what it is like to be a young person from a different country living in Wales. Some asked the question what are the adults doing about these things?

Other stories included domestic violence, adult mental health, additional learning needs and dyslexia, asthma, sports, school uniform, peer support, knife crime, social media, the arts and worldwide issues including war, hate crime and human rights violations.

Youth homelessness

Feedback from engagement sessions with young people aged 11 to 25 years old in Gwynedd found the following:

- Mental health and depression were commonly raised through engagement exercises. Having the support of family and friends, and a safe place for friends to meet were key to working through problems. For some, not having anyone trusted to talk to was a specific issue. A key theme that emerged from the engagement exercises was the importance of having access to 'normal' networks of support, and that it was as important as having access to services.

- Boredom was raised by young people across the engagement exercises. Mainly with reference to the lack of available activities that they could engage with, or that information about what was available was not readily accessible.
- Learning difficulties / neurodiversity was a prominent issue. Young people spoken to with these conditions felt that the experience of exclusion and stigma associated with having conditions such as autism or ADHD or struggling with academic work had an impact on self-esteem, and mental health.
- Substance misuse was raised as a risk issue across all the engagement exercises. Young people viewed substance misuse as both a symptom of homelessness, as well as a contributory factor.
- Challenges around the family dynamic were frequently cited as being important factors in young peoples' future happiness and life outcomes.

Regional population needs survey findings

Across the sector as a whole, respondents described the following as working well:

- Positive and trusting relationships with local authority managers, social workers and health colleagues to support collaborative working.
- Good communication between support providers.
- Flexibility in working practices, especially though the pandemic.
- Making a wide range of services available.
- Funding from the Welsh Government to support the early years.
- The passion, resilience and commitment of staff in this sector.
- Links between care services and schools. School youth workers have improved the number of young people who get access services.
- Post-16 Well-being Hubs have engaged with those who have been NEET for a while and helped them into training.

Specific mention was made of the services provided by Teulu Mon, which are thought to be “friendly and efficient”, the team around the tenancy at TGP Cymru, who “go above and beyond to help sort things” and the early years' sector in Flintshire.

The Wrexham Repatriation and Preventative service was described as working well to increase placement stability for children and young people in foster care, in residential care or going through adoption. It helps carers to work in a more informed way with children who have experienced trauma and helps the children to process

their early traumatic experiences. More generally, the processes in place to approve and support foster carers are thought to be effective.

The general approaches to providing services for children and their families that are thought to work well included:

- Working with the whole family holistically, and being adaptive and flexible enough to respond to the needs of each family member at any one time.
- Tailoring any individual's care plan to their specific needs.
- Focusing on recovery to enable people to achieve personal outcomes and become less reliant on services.
- Using direct payments, including group payments as this provides a cost efficient way of supporting people.
- Providing support for families in the early years, via the Early Years Hub or Team Around the Family.
- Making good use of community based resources.
- Making good use of volunteers, as they are accepted as "friends" rather than "someone from a specific agency telling them what to do".

What needs to be improved:

The level of staffing was again raised as a serious concern:

"The local authority is really struggling, and at times they are overwhelmed. They are struggling to fill posts, many of the social workers have high caseloads and there is a high turnover of staff."

This is detrimental to the children receiving care, as they need consistency and positive relationships. Better workforce planning is needed to deliver quality services and avert a social care crisis. This is likely to require increasing salaries and job benefits, increasing respect for the skills required for this work and finding ways to retain existing staff.

Many respondents commented that more funding is required from the Welsh Government to address the staffing issues and to ensure a full range of services can be made available. Many services are not fully funded. Longer term funding is required to provide sustained support to young people. Each child would benefit from having a key worker to help co-ordinate services and meetings, and to support them to ensure their voice is heard throughout. This means moving away from short-term project work:

“Funding currently runs year to year, this doesn’t give the project enough time to put in the right support for some young people and some of them need over six months of support.”

“Working on a shoe string poses more challenges than solutions... longer term grant awards would ensure better planning and value for money, and improve internal processes e.g. procurement/legal processes.”

Some thought that early intervention, especially where ACEs are identified in the family, needs to happen more often. Similarly, early therapeutic intervention for children that are in care is needed to help them deal with the ACEs they have experienced.

Schools could do more to identify and refer children at risk before escalation, particularly as some teenagers are falling through the gaps. Greater provision of edge of care services, with appropriately qualified and experienced staff is needed. More local venues are needed to provide therapeutic support for families.

Problems re-emerge when young people leave school, as their support systems stop unless they continue in further education. They often need continued support as they transition to adult services, which often isn’t available. This is especially a concern for young people with complex needs. One practical solution would be to increase the availability of single bedroom housing stock, to enable young people leaving supported accommodation to move into a tenancy and receive intensive support.

One group of children thought to be frequently missed by social care services are those with rare diseases. They may only be identified if their condition involves a disability or their family has other social care issues. Social care pathways do not seem to be adapted for these families, and are insufficiently sensitive to the challenges, leaving intervention too late or assigning issues to poor parenting too quickly. These concerns could be addressed by creating a register of affected families and increasing professionals’ understanding of the conditions.

Greater numbers of foster carers are required to keep up with the demands on the service, especially when families are in crisis. Solutions include increasing the support package for foster carers as well as recruiting and training more carers. This will be cost-effective if it prevents numerous placement breakdowns and reduces the

number of children in out of county placements and very expensive residential settings.

Given the scale of concerns about children's services, some suggested that a systems thinking approach to service delivery is required across the local authority, health board, and third sector, to remove waste in systems and ensure service users don't have to wait a long time for care. The infrastructure to support a more collaborative way of working, such as IT systems, needs substantial investment. More joint working is needed on the continuing health care process and community care collaboratives for children.

4.6 Review of services currently provided

Regional integrated early intervention and intensive support for children and young people

The children and young people transformation programme holds the overall purpose to achieve better outcomes for children and young people across North Wales.

There are three parts to the programme, which are:

- A multi-agency drive to improve the emotional health, wellbeing and resilience of children and young people through joined early intervention and prevention.
- To research and develop evidence based 'rapid response' (crisis outreach) interventions for children and families on the edge of care.
- To develop short term residential services.

The programme has seen the creation of two new sub-regional multi-disciplinary teams (MDTs) being established delivering services to 36 children, young people and their families. Additionally, two separate short-term residential provisions have been started to support the established MDTs.

The emotional health, wellbeing and resilience project has delivered a regional prototype framework for 8 to 11 year olds, producing guiding standards for supporting the healthy development of emotional health, wellbeing and resilience of children and young people about the five ways to well-being. Another work stream has established an early intervention team to focus on early help and adopting a 'No Wrong Door Approach' for children and young people experiencing emotional behavioural difficulties.

In direct response to the pandemic, the children and young people transformation programme have been able to support community resilience projects that supported children and young people through this challenging time, as well as deliver on the objectives set out in this programme.

4.7 Covid-19

Children and young people, both with and without care and support needs, have been universally impacted by the Covid-19 pandemic. The Children's Commissioner for Wales stated in the No Wrong Door Report 2020 that:

“it isn't easy to say exactly how children and young people's mental health and wellbeing will have been affected by this crisis. What we do know is that all children and young people's lives have been affected in some way by the coronavirus pandemic”.

The restrictions that have been implemented to manage the pandemic have impacted on children's ability to access their human rights under the United Nations Convention on the Rights of the Child, including the right to education, access to play, an adequate standard of living, access to health care and less well protected from violence, abuse and neglect.

A rapid assessment from Unicef (2020) states how paediatric health services were limited as a result of the Covid-19 pandemic, with many clinics and scheduled services such as surgery being cancelled to redirect support toward supporting Covid patients. This could further exacerbate the health of children and young people with complex health needs. A report from the Royal College of Paediatrics and Child Health (2020) raised similar concerns about children and young people with long term conditions, who could face increased waiting times for referrals, delayed assessments and missed therapy clinics. Special Needs Jungle (2020) reported that therapy services, such as speech and language and physiotherapy, were missed for prolonged periods of time, resulting in many children requiring more intensive support in the future.

Child and adolescent mental health during the pandemic has also been adversely affected. Three quarters of young people (74% of those aged 13-24) said that their mental health had worsened during the period of lockdown restrictions. A third of young people who tried to access mental health support were unable to do so (The

Mental Health Emergency, Mind 2020). The five concerns making young people's mental health worse are:

- Feeling bored / restless.
- Not seeing friends, family and partners.
- Not being able to go outside.
- Feeling lonely.
- Feeling anxious about family and friends getting coronavirus.

In March 2021 the Children, Young People and Education Committee published a report around the impact of Covid-19 on children and young people in Wales. The key findings in the report identify issues that are believed to require prioritisation for children and young people as recovery from the pandemic begins. Areas identified include:

- Statutory education
- The mental and physical health of children and young people
- Further and higher education
- Vulnerable children and young people

There is particular focus on safeguarding, support for families, corporate parenting, care experience and care leavers and early years. There is likely to be an increase in children and young people requiring support who would not necessarily have been known if not for the impact of the pandemic. Further detail and assessment of the Covid-19 pandemic can be found in the [rapid review](#).

Impact of Covid-19

A consultation about the impact of Covid-19 on children and young people in Wrexham and Flintshire found that education was the biggest worry that young people had about the impact of coronavirus on their future. Participants said they worried about their grades, work missed, school years missed, their options, home learning, debt from university without the same learning experience, catching up, lack of routine and not being taught all the content needed.

The things that young people missed the most was family and friends, socialising and going out. Some also said that their relationships had improved, such as being closer to family and finding it easier to talk with friends in different schools.

Many participants said their mental health had changed in a negative way and some had needed support with mental health and well-being in the last year. For a small number of participants their mental health had improved. A small number of participants said that the pandemic had affected their physical health, including eating and sleeping habits, missed health appointments and fitness.

Another consultation with young people and families who are part of Flintshire's Child to Adult Team found the support they needed included: continue with Zoom calls even after restrictions are lifted and rent and benefits support information.

The Flintshire Families First Grant Progress Report April 2021 reports it is apparent that families are increasingly facing a wide range of issues, which are becoming more challenging as the pandemic enters its second year. Issues include:

- **Anxiety:** Families feel very out of control and are constantly in a high state of stress as they await new announcements and process what this means for them and their family. Families are increasingly isolating and withdrawing from all aspects of life, self-esteem is low, and peer support networks are low as everyone faces their own struggles. Mental health is becoming an increasing concern.
- **Behaviour:** Initially families struggled with the adjustment to their lives. A few families struggled implementing the new guidance but generally children and young people complied with the national rules. Children's behaviours have been escalating as routines, boundaries and consistency have largely been abandoned. In the beginning families relaxed and pulled together, home routines became different and children have been involved in conversations / decisions / families as they never have before. Bonds have been strengthened in a lot of cases, but this will bring more challenges as families have struggled with re-asserting boundaries, rules and are finding they are having to negotiate and explain a lot more, something a lot of families have struggled with.
- **Finance:** Families are worried for the future as a high number have changed their income. Some have lost jobs, been furloughed, are struggling financially and are unsure if this will improve post lockdown.
- **Undiagnosed challenges:** Families with a child awaiting assessment have struggled with their child's behaviours and being able to deal and cope with this competently when it is 24 hours a day, with no physical outlet and no support from other sources. It has had a significant impact on parental mental

health.

- Home schooling: There has been a marked increase in the number of children being withdrawn from education to home school, as well as a number of families wanting to explore this option. Largely due to fears around transmission of the virus, but also as a way to not confront issues previously proving difficult.

4.8 Equalities and human rights

This assessment includes the specific needs of children and young people including disabled children. It also highlights the importance of children's rights. The United Nations Convention on the Rights of the Child (UNCRC) is an international agreement setting out the rights of children. The rationale for the UNCRC is that children's rights need specific consideration due to the special care and protection often needed by children and young people.

Children's rights are already enshrined in Welsh law under Rights of Children and Young Persons (Wales) Measure 2011 – underlining Wales' commitment to children's rights and the UNCRC. The Children's Commissioner for Wales has highlighted that as a result of the Covid-19 pandemic, children's ability to access their rights may have been hindered. The No Wrong Front Door report 2020 stated that:

“Many (children and young people) will have seen changes to their ability to access their human rights under the United Nations Convention on the Rights of the Child UNCRC, such as the right to relax and play, and the right to adequate standard of living which meets their physical and social needs. I am also concerned that some children may have been denied the right to the best possible healthcare or been less well protected from violence, abuse and neglect during this time”

The impact of this is considered throughout this chapter as the region begins to emerge from the pandemic and mitigating the potentially negative experiences on children and young people. Further analysis of this is available in the Covid-19 section of this report and within the [rapid review](#) undertaken in October 2020.

Services for children and young people must take a child-centred and family-focussed approach that takes into account the different needs of people with protected characteristics and this will be a continued approach during the development of future implementation plans and play a key role on the development of services.

We would welcome any further specific evidence.

4.9 Safeguarding

Safeguarding regulations are contained within the Social Services and Wellbeing Act (Wales) 2014, this provides the legal framework for the North Wales Safeguarding Boards for both Children and Adults. The key objective of the North Wales Safeguarding Adults and Children's Boards are:

- To protect adults / children within its area who have care and / or support needs and are experiencing, or are at risk of, abuse or neglect.
- To prevent those adults / children within its area from becoming at risk of abuse or neglect.

Table 29: Number of children on the child protection register 31 March, North Wales

Local council	2016-17 number	2017-18 number	2018-19 number	2018-19 rate per 10,000 population under 18
Anglesey	100	45	80	59
Gwynedd	80	90	55	24
Conwy	35	65	70	32
Denbighshire	80	100	90	47
Flintshire	165	145	110	34
Wrexham	130	130	170	59
North Wales	595	575	575	41
Wales	2,805	2,960	2,820	45

Numbers have been rounded to the nearest 5 to avoid disclosure

Source: Children Receiving Care and Support, Welsh Government, StatsWales

Covid-19 has had a detrimental impact on children and young people's experience of violence and ACEs. The Violence Prevention Unit assessed the impact of Covid-19 on children and young people's experiences and found that many children and young people experienced exposure to violence, including domestic abuse, physical abuse, self-harm, sexual abuse and exploitation, and serious youth violence, particularly during the lockdown periods (Health needs assessment – the impact of COVID-19 on children and young people's experiences of violence and adverse childhood experiences, 2021). At the time of publishing the known impact is still emerging.

Elective home education

A need for reform around elective home education has been identified by the Children's Commissioner for Wales. The need is now more pressing for primary legislation regarding elective home education, as the number of children who are home educated has significantly increased across Wales during the Covid-19 pandemic. In a [joint statement](#) between the Association of Directors of Social Services Cymru and the Association of Directors of Education in Wales, they stated that there is a need to place statutory obligations on local authorities to visit, have sight of and communicate with children, who are home educated as a safeguarding action, as well as supporting both educational and well-being outcomes. This statement was supported by all 22 local authorities in Wales inclusive of North Wales authorities.

4.10 Violence against women, domestic abuse and sexual violence

VAWDASV includes 'Any incident or pattern of incidents of controlling, coercive, threatening behaviour, violence or abuse between those aged 16 or over who are, or have been, intimate partners or family members regardless of gender or sexuality' (Home Office: 2016).

The behaviours listed above can encompass a wide range of offences. However, in instances where a parent is experiencing abuse from a child with emotional and behavioural needs, practitioners must consider the fact that due to the complex family dynamics, parents may be reluctant to seek support due to a fear of involving Police and / or legal agencies. Therefore, it is likely that where behavioural and

emotional needs and domestic abuse is a factor, both the parents and the child are likely to require specialist care and support.

Practitioners must recognise that as well as constituting abuse and / or neglect under the Social Services and Wellbeing (Wales) Act, children can also be considered victims of VAWDASV in their own right under the Domestic Abuse Act 2021.

VAWDASV amongst children is a significant problem. Rolling regional 12 month MARAC data showed that up to 16th September 2021, there were 2,354 children within the North Wales Police force area living amongst households affected by domestic abuse.

As MARAC data pertains to high risk cases and domestic abuse remains an underreported crime, it is likely that the number of children affected by domestic abuse is likely to be higher.

Services for children and young people affected by VAWDASV across the region include the following:

- Children's and / or outreach worker providing the STAR programme.
- Age-appropriate individual and emotional support.
- Therapeutic support.
- Activity sessions.
- Peer support group mentoring.
- Families First programmes providing holistic support to the whole family.
- Specialist provision for children and young people.
- Programmes to try to minimise adverse effects on children and young adults due to domestic abuse.
- Specialist support, counselling and therapeutic interventions for those from the age of three who has suffered child sexual abuse.

4.11 Advocacy

By law all local authorities in Wales must have advocacy services for children and young people to use, and that an Active Offer for advocacy must be made. Advocacy services can help by speaking up for children and young people, making sure that the rights of the child or young person are respected.

When children and young people need services, sometimes an advocate needs to meet with them to explain what these services are. This helps them to understand what is on offer and how the service is able to help them. This is called an active offer.

An active offer must be made to:

- Children in care.
- Young people leaving care.
- Children and young people who need extra support.

A regional contract for commissioning is already in place and Tros Gynnal Plant provide advocacy services to children and young people.

Other advocacy services are available at local authority, for example Second Voice Advocacy for 11-25 year olds who live or are educated in Wrexham. The service is based on an integrated universal model of advocacy and is based at the Info Shop. The service aims to address the core aims of support for young people and their families and is designed with both a protective and preventative focus aimed at the following:

- Empowering young people to become active and productive participants in society.
- Increasing confidence and resilience.
- Improving social and emotional well-being.
- Improving the life chances of young people by encouraging them to be active participants in their own development with the support of taking a strengths based approach complimentary to the core aims of the programme.

The service supports young people with poor family relationships and lack of family support, poor support networks outside the family, poverty, teenage pregnancy and teenage parents. They identify and respond to these groups and aim to prevent behavioural problems, poor mental health, poor school attendance and attainment, and poor social and emotional well-being. The advocate will aim to build resilience to help to achieve a number of long-term positive outcomes, which include reducing instances of drug / alcohol misuse, low educational achievement, poor mental health, teenage pregnancy, financial difficulties and youth offending.

4.12 Welsh language considerations

The UNCRC Article 30 states that a child has the right to speak their own language. This is especially important for children and young people who are Welsh speakers and accessing care and support services.

Across North Wales 24,332 children are educated in the medium of Welsh (Category 1 schools). There has been an increase in the numbers of children within Welsh medium settings for a number of years. As a result of this increase, more children and young people may wish to receive services via the medium of Welsh. This is especially true for young children who may only speak Welsh.

Due to the changes to children's education during the Covid-19 pandemic, there was concern about the impact on children using Welsh outside of their educational settings. Those who were attending Welsh medium settings that completed the age 7 to 11 survey for the Coronavirus and Me (Welsh Government, 2020) consultation showed that the majority continued to use Welsh. 86% of respondents said that they used Welsh to do work and activities from school, 59% were reading Welsh language books and 55% used Welsh with their families. 8%, however, said that they were not getting opportunities to use Welsh as they would in school.

Within the regional survey responses, it was highlighted by responders that there is requirement for more counsellors for children and young people who speak Welsh.

4.13 Socio-economic considerations

Socio-economic disadvantage experienced by children and young people has a direct impact on other aspects of their lives, including educational attainment and health outcomes. This is true for all children experiencing poverty, but can be further exacerbated for children requiring care and support. Children from lower income backgrounds are being left behind (again further worsened by the impact of the Covid-19 pandemic, with a move to online home learning during lockdowns). In the report 'Into Sharp Relief' 2020, it is recommended that because of the closure of schools widening existing inequalities, there must be targeted action to help those who have experienced the most severe loss in learning.

Although improvements in educational attainment have been realised, children from lower income backgrounds are still at a disadvantage compared to their peers. Children eligible for free school meals are more likely to have higher exclusion rates

than their peers. In Wales one in five pupils with an additional learning need will achieve five GCSE's at grade A*-C, compared with two-thirds of pupils without an additional learning need. There are also higher exclusion rates for pupils with an additional learning need (Is Wales Fairer? 2018).

Research carried out by the Children's Society in 2011 found that disabled children living in the UK are disproportionately more likely to live in poverty. Disabled children living in low income families can lack the resources they need to engage in the kinds of normal social activities that other children take for granted.

Socio-economic issues for children and young people are further explored within the Public Service Boards well-being assessments.

4.14 Conclusions and recommendations

A key theme and priority within this assessment is around child and adolescent mental health and well-being. This has been highlighted as a key area of priority across the region and in light of the Covid-19 pandemic, this is even more pressing. The implementation of the regional No Wrong Door strategy will seek to transform mental health and well-being services for children and young people in North Wales. Further information will be available in early 2022.

As highlighted within the assessment there is an emphasis on early intervention and prevention for families and the importance of this within the continuum of support. This assessment has aimed to provide an understanding of the current needs of children and young people in North Wales to assist in the design and delivery of services wherever possible.

The North Wales Regional Partnership Board Children sub-group has been developed with representation from across health, social care and education. The group will provide strategic direction for supporting families with health and social care needs across North Wales and ensure that children and families with complex care needs receive seamless, integrated care and support that helps them achieve what is important to them. The group will review this chapter and agree priority areas as part of their work plan.

5. Older people

5.1 About this chapter

This chapter includes the population needs of older people within the North Wales region. It has been organised around the following themes:

- Population overview
- Support to live at home and maintain independence
- Healthy ageing
- Dementia
- Care homes

There is additional information about the needs of older people in other chapters within this needs assessment such as mental health, learning disabilities and unpaid carers.

5.2 Definitions

There is no agreed definition of an older person. The context will determine the age range, for example: including people aged over 50 when looking at employment issues or retirement planning; people aged over 65 in many government statistics; and, people aged over 75 or 85 when looking at increased likelihood of needs for care and support.

5.3 Policy and legislation

Ageing Well in Wales is a partnership including government agencies and third sector organisations, hosted and chaired by the Older People's Commissioner for Wales. Each local authority in North Wales has developed a plan for the actions they will undertake based on the priorities which includes:

- To make Wales a nation of age-friendly communities
- To make Wales a nation of dementia supportive communities
- To reduce the number of falls
- To reduce loneliness and unwanted isolation

- To increase learning and employment opportunities

The Welsh Government has published its strategy for an ageing society in October 2021, Age Friendly Wales has four aims:

- Enhancing wellbeing
- Improving local services and environments
- Building and retaining people's own capability
- Tackling age related poverty

The population assessment aims to support the national priorities for older people within a local context. One of the current Welsh Government priorities for health and social care integration is older people with complex needs and long term conditions, including dementia.

5.4 What we know about the population

There were around 164,700 people aged 65 and over in North Wales in 2020. Population projections suggest this figure could rise to 207,600 by 2040 if the proportion of people aged 65 and over continues to increase as shown the table below.

The proportion of the population estimated to be aged over 65 is predicted to increase from 23 % in 2020, to 29% in 2040. This varies over North Wales, with the highest proportion found in Conwy, and the lowest in Wrexham.

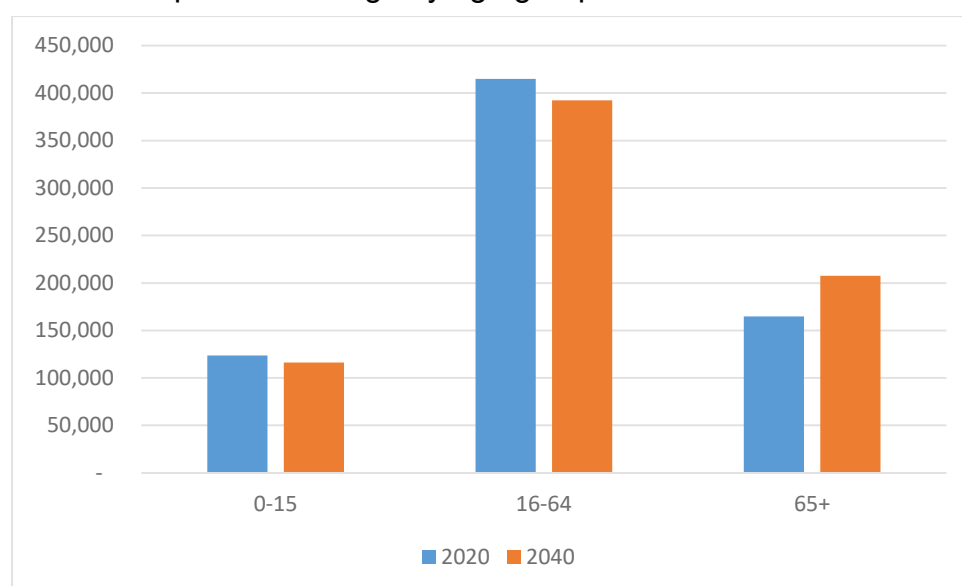
Table 30: Estimated number of people aged over 65 in 2020 and projected number in 2040

Local council	2020 number	2020 percent	2040 number	2040 percent	Change number	Change percent
Anglesey	18,650	26.5%	22,500	32.4%	3,850	17.2%
Gwynedd	28,550	22.8%	34,300	26.1%	5,700	16.7%
Conwy	32,950	27.9%	43,500	35.4%	10,550	24.3%
Denbighshire	23,500	24.3%	30,400	30.9%	6,900	22.6%
Flintshire	33,300	21.2%	42,400	26.3%	9,150	21.5%
Wrexham	27,750	20.4%	34,500	26.0%	6,750	19.6%
North Wales	164,700	23.4%	207,600	29.0%	42,900	20.7%
Wales	668,600	21.1%	850,750	25.9%	182,150	21.4%

Source: Mid-year 2020 population estimates, Office for National Statistics; and 2018-based population projections, Welsh Government

The proportion of older people in the population is projected to continue to increase to 2040. At the same time the proportion of people aged 16 to 64, the available workforce, is expected to continue to decrease. The changes are predicted to begin levelling off by 2040. This change to the population structure provides opportunities and challenges for the delivery of care and support services.

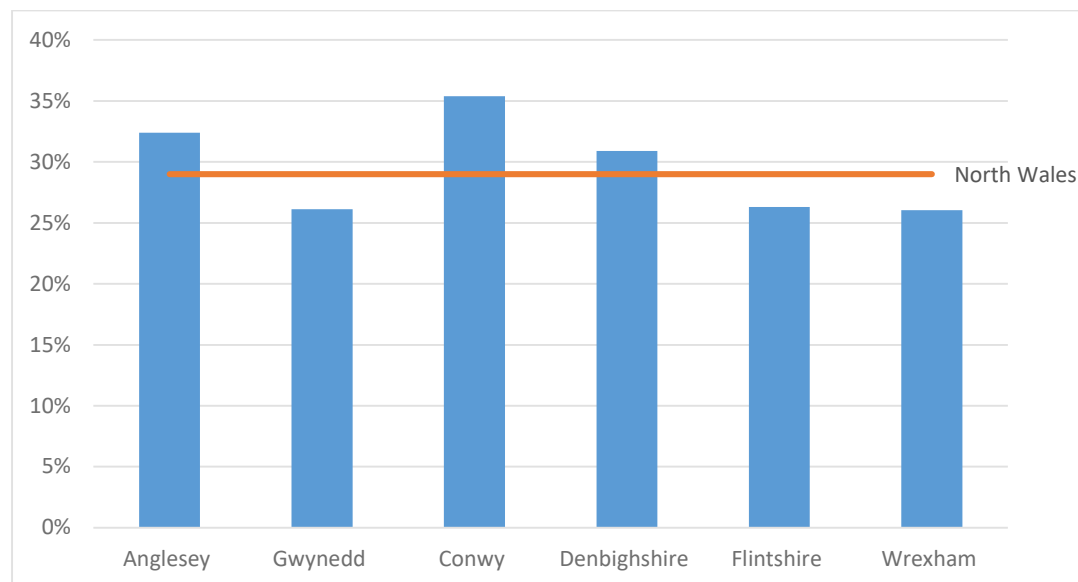
Chart 8: Population change by age group for North Wales 2020-2040



Source: Mid-year population estimates, Office for National Statistics; and 2018-based population projections, Welsh Government

The change in population structure shows a similar pattern in every county in North Wales, although the counties with the highest proportion of people aged 65 and over are expected to be Conwy, Anglesey and Denbighshire as shown below.

Chart 9: Projected percentage population aged 65 and over in 2040, North Wales



Source: 2018-based population projections, Welsh Government

Research suggests that living with a long-term condition can be a stronger predictor of the need for care and support than age (Institute of Public Care (IPC), 2016).

The number of people aged 65 and over is increasing

People aged over 65 are more likely to need services. The number of people aged over 65 has increased across North Wales by 16.9% between 2010 and 2020 as shown in the table below.

Table 31: Number of people aged 65 and over, North Wales, 2010 to 2020

Local council	2010 number	2010 percent	2020 number	2020 percent	Change number	Change percent
Anglesey	15,450	22.1%	18,650	26.5%	3,200	17.2%
Gwynedd	24,800	20.5%	28,550	22.8%	3,750	13.1%
Conwy	27,900	24.3%	32,950	27.9%	5,050	15.3%
Denbighshire	19,700	20.9%	23,500	24.3%	3,800	16.2%
Flintshire	26,450	17.4%	33,300	21.2%	6,850	20.5%
Wrexham	22,550	16.8%	27,750	20.4%	5,200	18.7%
North Wales	136,900	20.0%	164,700	23.4%	27,800	16.9%
Wales	557,250	18.3%	668,600	21.1%	111,350	16.7%

Numbers have been rounded so may not sum

Source: Mid-year population estimates, Office for National Statistics

The number of people aged 85 and over has increased by 15.6% over the same period as shown below. This is mainly due to demographic changes, such as the ageing of the 'Baby Boomer' generation and increasing life expectancy. The North Wales coast and rural areas are also popular areas for people to move to after retirement.

Table 32: Number of people aged 85 and over, North Wales, 2010 to 2020

Local council	2010 number	2010 percent	2020 number	2020 percent	Change number	Change percent
Anglesey	2,000	2.9%	2,400	3.4%	400	16.4%
Gwynedd	3,350	2.8%	4,200	3.3%	850	19.9%
Conwy	4,200	3.7%	5,150	4.4%	950	18.8%
Denbighshire	2,650	2.8%	2,650	2.8%	-	-0.1%
Flintshire	3,150	2.1%	3,700	2.4%	600	15.7%
Wrexham	2,850	2.1%	3,450	2.5%	600	16.9%
North Wales	18,200	2.7%	21,550	3.1%	3,350	15.6%
Wales	73,750	2.4%	85,150	2.7%	11,450	13.4%

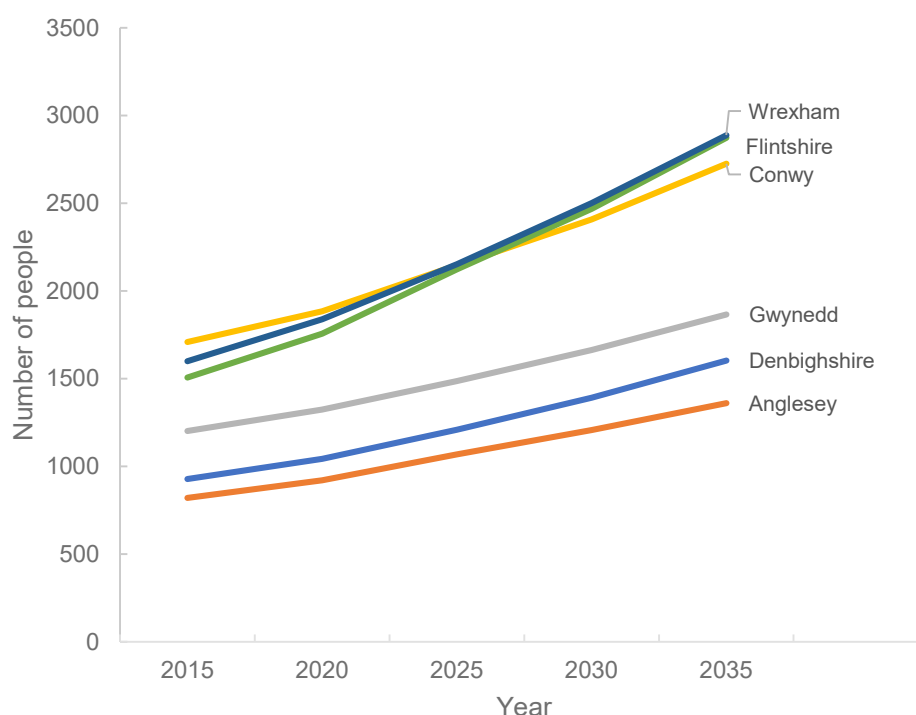
Numbers have been rounded so may not sum

Source: Mid-year population estimates, Office for National Statistics

The number of people aged 65 and over receiving services will continue to increase

The number of people aged 65 and over who receive community based services in North Wales is expected to increase from 7,800 in 2015 to 13,300 in 2035 as shown below. This is at the same time as the number of people aged 16 to 64, the available workforce, is decreasing. The number estimated to receive care in future is linked to health and not just age. Conwy has a higher proportion of older people, but as they are healthier, their care needs are lower.

Chart 10: Predicted number of people aged 65 and over receiving community support



Source: Daffodil

The table below shows the number of people aged over 65 who struggle with activities of daily living. This includes activities around personal care and mobility around the home that are basic to daily living, such as taking medications, eating, bathing, dressing, toileting and so on. The proportion struggling with the activities is predicted to increase slightly. The numbers increase significantly, however, due to the changes in the population structure with an increase in the amount aged 65+.

Table 33: Predicted number of people aged 65 and over who struggle with activities of daily living

Local council	2020 number	2020 percent	2040 number	2040 percent	Change number	Change percent
Anglesey	5,100	27%	6,550	29%	1,500	23%
Gwynedd	8,000	28%	10,050	29%	2,050	20%
Conwy	9,450	29%	13,050	30%	3,600	27%
Denbighshire	6,450	27%	8,800	29%	2,400	27%
Flintshire	9,150	27%	12,350	29%	3,250	26%
Wrexham	7,550	27%	10,000	29%	2,450	24%
North Wales	45,700	28%	60,900	29%	15,150	25%
Wales	185,300	28%	248,900	29%	63,600	26%

Numbers have been rounded so may not sum

Source: Daffodil , Mid-year population estimates, Office for National Statistics and 2018-based population projections, Welsh Government

Many older people provide unpaid care for friends and relatives

In North Wales, around 14% of people aged 65 and over provide unpaid care.

See [carers' chapter](#) for more information for the support needs of carers including older carers.

There will be more people aged 65 and over living alone

The composition of households can also affect the demand for services to support independence. Data from the 2011 Census shows that there are 44,000 people aged 65 and over living alone, which is 59% of all households aged 65 and over.

Research by Gwynedd Council found a strong relationship between the number of people aged 65 and over who live alone and the number of clients receiving a domiciliary care package in an area.

The gap between life expectancy and healthy life expectancy

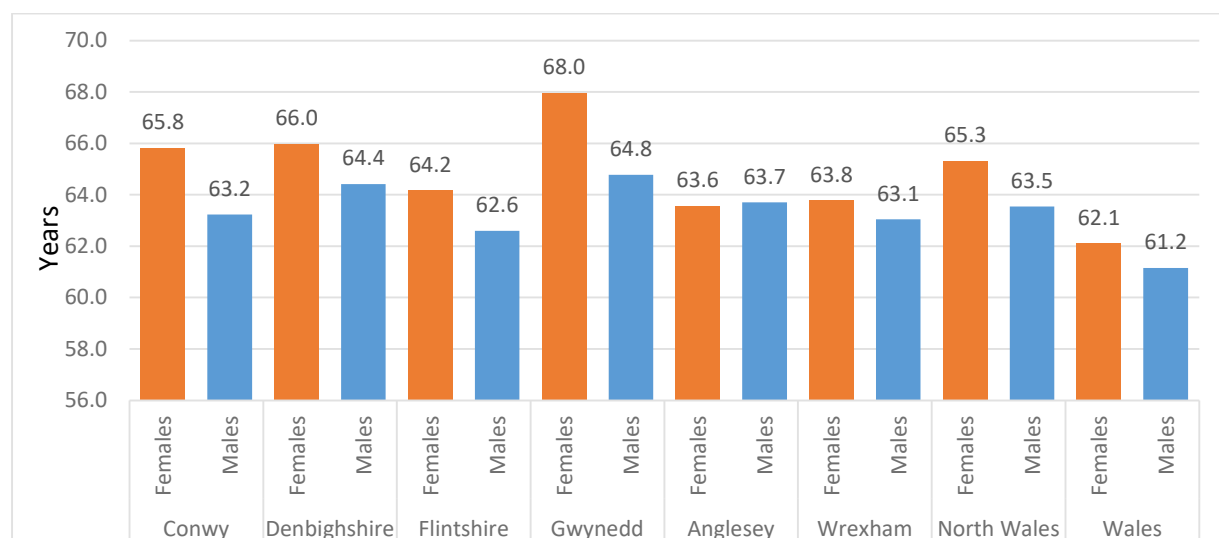
Life expectancy is the average length of time a child born today can expect to live. Life expectancy for the 2017-2019 period in North Wales was 79 years for men and 82 years for women. In contrast, healthy life expectancy is an estimate of lifetime spent in "very good" or "good" health, based on how individuals perceive their general health. Healthy life expectancy for the period 2017-2019 in North Wales is

64 years for men and 65 years for women (Office for National Statistics). On average, women in North Wales will spend 78% of their life in good health, compared to 82% of their life for men. Average life expectancy and healthy life expectancy are both important headline measures of the health status of the population. The health state life expectancy measure adds a 'quality of life' dimension to estimates of life expectancy by dividing it into time spent in different states of health.

There are also significant variations in healthy life expectancy across North Wales. The chart below shows the variance at a county level across North Wales. Gwynedd has the highest healthy life expectancy of 68 years for females. Conwy and Denbighshire are also above the North Wales average. Flintshire has the lowest healthy life expectancy of 62.6 years for males, although this is above the Wales average.

This data also does not reflect inequalities that people will experience within local authority areas where those in more deprived communities will be experiencing poorer healthy life expectancy than those who live in more affluent ones.

Chart 11: Healthy life expectancy 2017-19



Source: Health state life expectancy, all ages, UK, Office for National Statistics

Fewer adults aged 65 and over are receiving services from local councils in North Wales although the number is expected to increase

Local councils provide or arrange social services such as homecare for older people who need additional support. In North Wales the number of people aged 65 and over has risen by 27,800 between 2010 and 2020, but the number of people in that age group receiving services has fallen by around 1,100 as shown below. When looking at a local council level, some areas have an increase in the number, whereas others have a decrease.

Table 34: Number of people aged 65 and over receiving services, North Wales, 2016-17 to 2018-19

Local council	2016-17 number	2016-17 percent	2018-19 number	2018-19 percent	Change number
Anglesey	2,690	15%	2,350	13%	-340
Gwynedd	6,855	25%	7,220	26%	365
Conwy	5,090	16%	5,750	18%	655
Denbighshire	2,960	13%	2,080	9%	-880
Flintshire	5,120	16%	5,655	17%	535
Wrexham	8,385	32%	6,920	26%	-1,465
North Wales	31,100	20%	29,970	19%	-1,130
Wales	114,195	18%	94,585	15%	-19,610

Numbers have been rounded so may not sum

Source: Adults receiving services by local authority and age group, table CARE0118, StatsWales, Welsh Government

The figures above show a wide range of variability across the councils in North Wales. This can be explained by:

- Increased sign-posting to services in the community. For example, to shops that sell small and low value mobility aids such as grab rails or walking aids.
- The success of intermediate care and reablement services that support people to return to independence following a health crisis such as a fall or a stroke. Across Wales, 71% of people who receive a reablement service

require less or no support to live independently as a result. Most services focus on physical or functional reablement, such as daily living tasks including personal care as a result of a fracture or stroke for example. The development of services to support the reablement of people with dementia/confusion or memory loss are less well developed (Wentworth, 2014).

- A change in cognitive or physical status can dramatically impact on the ability of people to manage their own medications and can be linked with falls and requirement for occupational therapy intervention.
- The number of people aged 65 and over in poverty varies across local councils, and therefore the number eligible for means tested charging policies varies.
- Around 28% of people in Wales have such low incomes that they do not contribute to the cost of their domiciliary care (CSSIW 2016). It is anticipated that 30% of people have enough capital to totally fund their own care in both domiciliary care and care homes (CSSIW 2016 & North Wales Social Care & Wellbeing Services Improvement Collaborative, 2016).
- Changes in eligibility criteria to be able to receive services.
- Unmet need, perhaps due to lack of service capacity, or unidentified needs.

5.5 General health and wellbeing needs of older people

Prevention

Poor health is not inevitable as we get older. Focusing on prevention can ensure that the number of years lived in good health is maximised. Health behaviours are crucial to health in our later years, a healthy diet; regular physical activity, safe alcohol use and avoiding tobacco use all contribute to reducing the risk of ill health as we age. Continuing these positive health behaviours throughout our older years is also important. It is crucial that people are able to access a range of services that support them to adopt healthy behaviours.

Healthy ageing

A longer life presents key opportunities for older people, families and wider society. Older people have a significant amount to offer to society including knowledge, skills and expertise. Ageing can present many opportunities for learning new things, change career or offering unpaid care to older or younger family members. Doing this successfully though requires people to have good health.

Our health and wellbeing in later life cannot be looked at in isolation. Poorer health in later years is strongly determined by factors throughout the course of our lives. Interventions targeted throughout pregnancy, early years, childhood and adolescence are crucial in determining our health.

Health inequalities and healthy life expectancy

People living in more deprived areas are more likely to experience poorer health compared to those living in more affluent areas.

In North Wales, there is a 7 year difference in life expectancy between men living in the most and least deprived areas and a difference of 5 years for women.

In North Wales for the period 2010 to 2014 there was a 11.6 year difference in male healthy life expectancy for those living in the most deprived areas compared to those living in the least deprived areas. For females this difference was 12.1 years difference between those living in the most and least deprived areas (Public Health Wales Observatory, 2016).

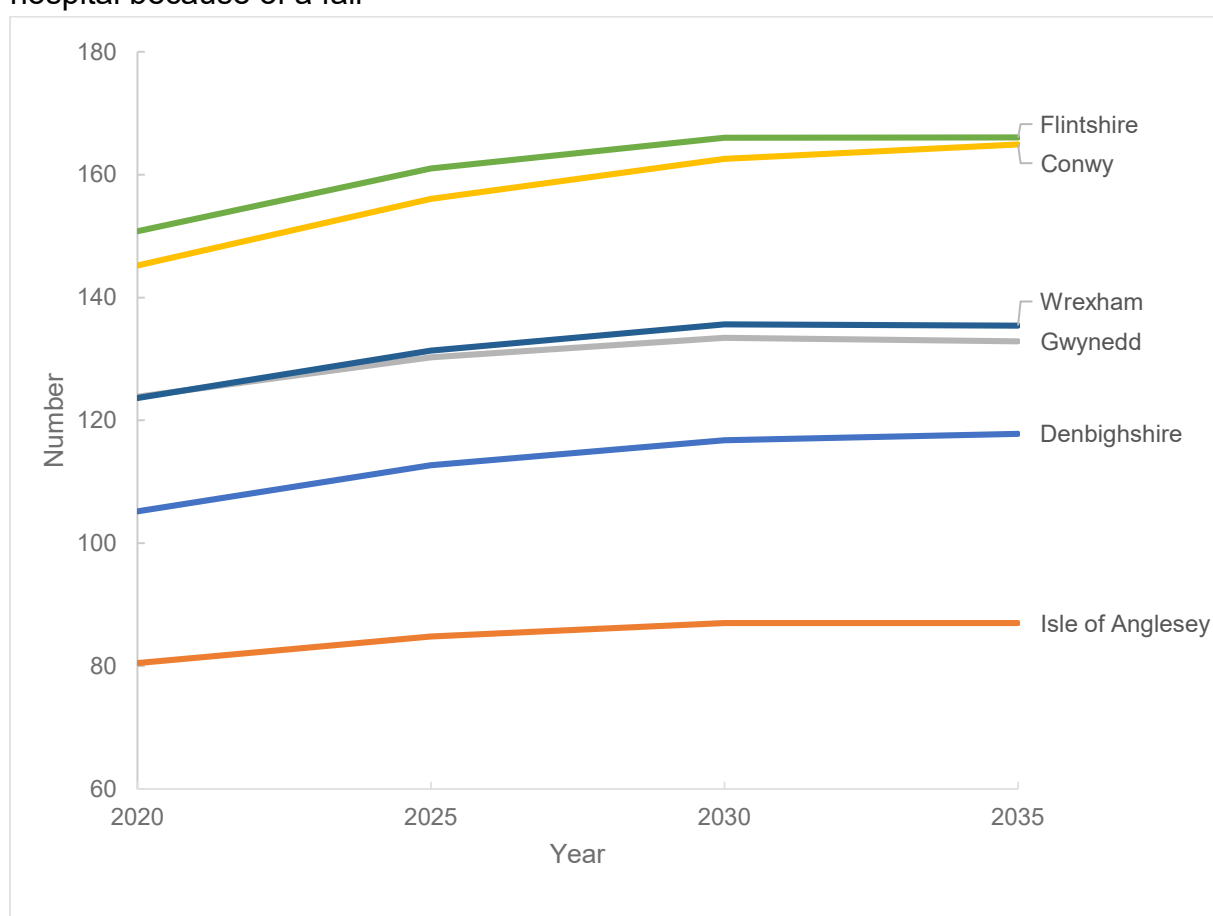
Physical activity

One in four people aged 55 to 64 are physically inactive, meaning they do less than 30 minutes of physical activity a week. This proportion increases with age and is higher among people living in the most deprived areas. Physical activity has a number of benefits including improved mental health and wellbeing, reduced risk of dementia (see below), reduced risk of being overweight or obese, and if the physical activity incorporates strength and balance techniques it will also reduce the risk of falls. Supporting more people in mid- and later-life to be physically active requires investment in strength and balance programmes; promoting active travel, walking and cycling infrastructure; and encouraging a more age-positive and inclusive offer from the fitness and leisure sector.

Falls and falls prevention

The number of people admitted to hospital following a fall is likely to increase. Falls are a substantial risk to older people and injuries caused by falls are a particular concern, such as hip fractures. After a fall there is an increased need for services, which help the older person to regain their independence and tackle their loss of confidence and skills, particularly after periods of hospitalisation. Loss of confidence, skills and independence may contribute to issues of loneliness and isolation. The chart below shows how the number of people admitted to hospital following a fall is estimated to increase.

Chart 12: Predicted number of people aged 60 and over that will be admitted to hospital because of a fall



Source: Patient Episode Database for Wales, Daffodil Cymru

Reducing falls and fractures is important for maintaining the health, wellbeing and independence of older people. It is estimated that between 230,000 and 460,000 people over the age of 60 fall in Wales each year (Ageing Well in Wales). Falls are estimated to cost the NHS more than £2.3billion per year in the UK. The cause of falls can be multifactorial and risk factors include muscle weakness, poor balance,

visual impairment, polypharmacy, environmental hazards and some specific medical conditions. Evidence suggests that falls prevention can reduce the number of falls by between 15% and 30%. To address the risk of falls, a whole system approach is required that addresses risk factor reduction across the life-course through case finding and risk assessment, strength and balance exercise programmes, healthy homes, reducing high-risk care environments, fracture liaison services, collaborative care for severe injury.

BCUHB has a falls prevention team in each of the three areas (East, Central and West). There are three falls leads heading up the community falls prevention for each area, the teams are Integrated Care Fund (ICF) funded in Central and West with partial funding for the East team. People can be referred to the teams if they are found to be at risk or have had a fall, the falls prevention team provide strength and balance classes although these have been impacted by Covid-19.

The teams are able to assess people in their own home and community to support them with reducing the risks of falls using a multifactorial risk assessment. Interventions can be provided for those assessed via environment assessment, equipment provision, mobility assessment and providing mobility aids, advice, strength and balance classes, home exercise programmes, referring to Multi-disciplinary Teams (MDT) and other signposting based on need. The team also promote national and local falls prevention messages and events. This includes visiting schools to provide information on bone health at an early age.

Training and support is also provided for care homes across the region. Each area has an operational group that meets regularly with stakeholders. Project pilots are also underway with the Community Resource Teams (CRT)s, home first, district nursing teams, community hospitals and rehabilitation wards to help increase knowledge and empowerment in risk assessment competency. From 01/01/2021 to 22/11/2021, 690 referrals have been made to the falls team. A falls database has been created to track the interventions and monitor outcomes for those referred to the service.

Referrals are not yet back to pre-pandemic levels. The teams provide home exercise programmes, but are finding that they are seeing a greater need as a result of the shielding guidance and lockdown restrictions limiting people to their homes. Following the lockdown people would likely still have a reluctance to go out for shopping, hobbies and so on and the service noted a rise in deconditioning as a result.

Age-friendly communities

Age-friendly communities are places where people of all ages can live healthy and active lives. The wider determinants of health are often important factors that can impact on how age-friendly our communities are. Housing, environment, employment and income are all crucial factors that determine our health and wellbeing and can significantly impact on healthy ageing.

Housing

Housing can have a significant impact on healthy ageing. The majority of older people live in mainstream housing rather than specialist housing. Many mainstream homes are contributing to poorer health in older people due to them being cold and damp or having hazards that risk trips and falls. Older Home Owners are often asset rich but cash poor, in that they have value in the home they own, but low levels of income. Upgrading and refurbishing housing, along with investing in more specialist housing for older people would significantly reduce these risks around falls (such as fewer trip hazards) and create a significant saving to the NHS and social care.

Environment

The environment helps determine how active older people can be in society. The built environment and outdoors spaces can determine the long-term health and wellbeing of those who use them regularly, reduce the risk of falls, promote physical activity and reduce social isolation. This can include access to green spaces, the design of public buildings and spaces (including our high streets) and transport. Making these accessible to older people can ensure they are able to continue to participate in society. Key changes to making the environment more age-friendly, include things such as:

- Maintaining pavements.
- Providing public benches.
- Improving traffic related safety by lowering speed limits.
- Having appropriate signal timings for pedestrians and cars.
- Signal-controlled crossings.
- Central pedestrian refuges.
- More accessible public transport by having short distances between bus stops, sheltered bus stops, good signage and seating in well-maintained areas.
- Ensuring communities are dementia friendly and incorporate dementia friendly

measurers into new developments.

Creating these environments requires collaboration across partners coproduced with older people.

Digital inclusion

As more information and services move online, it is crucial that older people are able to benefit from the opportunities this offers in terms of accessing services and reducing isolation. There are still 4.8 million people over the age of 55 who are not online, making up 91% of the population who are not online (5.3 million people) (ONS, 2018). 87% of those aged 65 to 74 use the internet compared to 99% of 16 to 44 year olds. Fewer people in Wales use the internet to manage their health needs compared to the UK overall. Only 36% of over 75's have basic digital skills. Some of the most digitally excluded groups are also more likely to be accessing health and social care services (Digital Communities Wales, 2021).

Failing to address the online divide places older people, particularly those from more deprived communities, at increased risk of poorer health. A common barrier to using the internet is a lack of digital skills, as well as lack of trust and not having the equipment or broadband (Age UK, 2021).

Providing older people with a range of support to develop digital skills including telephone and video call support is one way of addressing this. This does need time and investment to ensure that older people have the opportunity to learn to trust this technology. There should also be choice available to ensure those who do not want to use the internet can continue to access services.

Social isolation and loneliness

Around 10% of over 65s report experiencing chronic loneliness at any one time (Victor, C, 2011). As absolute numbers of older people grow, the number of people experiencing loneliness is also likely to increase. Particular groups of older people have also been found to be at increased risk of loneliness and isolation. Surveys suggest older lesbian and gay people also experience higher levels of loneliness. Loneliness is associated with a range of health risks, including coronary heart disease, depression, cognitive decline and premature mortality (Valtorta et al., 2016). Developing responses to tackle loneliness in older people are crucial for preventing the adverse impacts of loneliness.

It is recognised that when addressing loneliness, there are a number of key challenges. These include reaching lonely individuals, understanding the nature of the loneliness and personalising the response, and supporting the lonely person to access appropriate services. Taking an approach that considers loneliness within this framework will ensure that the interventions offered are reaching those who need the services and are personalised to their needs.

5.6 Dementia

Definition

The definition for dementia is taken from the North Wales Dementia Strategy which was published in March 2020. The term dementia describes symptoms that may include memory loss and difficulties with thinking, problem solving or language. There are many different types of dementia. The most common is Alzheimer's disease but there are other causes such as vascular dementia or dementia with Lewy bodies.

Young onset dementia is where someone is under the age of 65 at the point of diagnosis and affects about 5% of people who have dementia.

Mild cognitive impairment is a decline in mental abilities greater than normal aging but not severe enough to interfere significantly with daily life, so it is not defined as dementia. It affects an estimated 5% to 20% of people aged over 65. Having a mild cognitive impairment increases a person's risk of developing dementia but not everyone with a mild cognitive impairment will develop dementia.

What we know about the population

There are estimated to be between 10,000 and 11,000 people living with dementia in North Wales. The lower estimate is published in the Quality Outcomes Framework Statistics (Welsh Government, 2018a) and the higher estimate is used in the Daffodil projections (Institute of Public Care, 2017).

The table below shows the number of people in North Wales living with dementia.

Table 35: Number of people in North Wales with dementia, by county, 2017

Local council	Total population aged 30-64 with young onset dementia	Total population aged 65 and over with dementia	Total
Anglesey	20	1,200	1,200
Gwynedd	30	2,000	2,000
Conwy	35	2,400	2,400
Denbighshire	25	1,500	1,600
Flintshire	40	2,100	2,200
Wrexham	35	1,800	1,900
North Wales	190	11,100	11,200

Source: Daffodil Cymru.

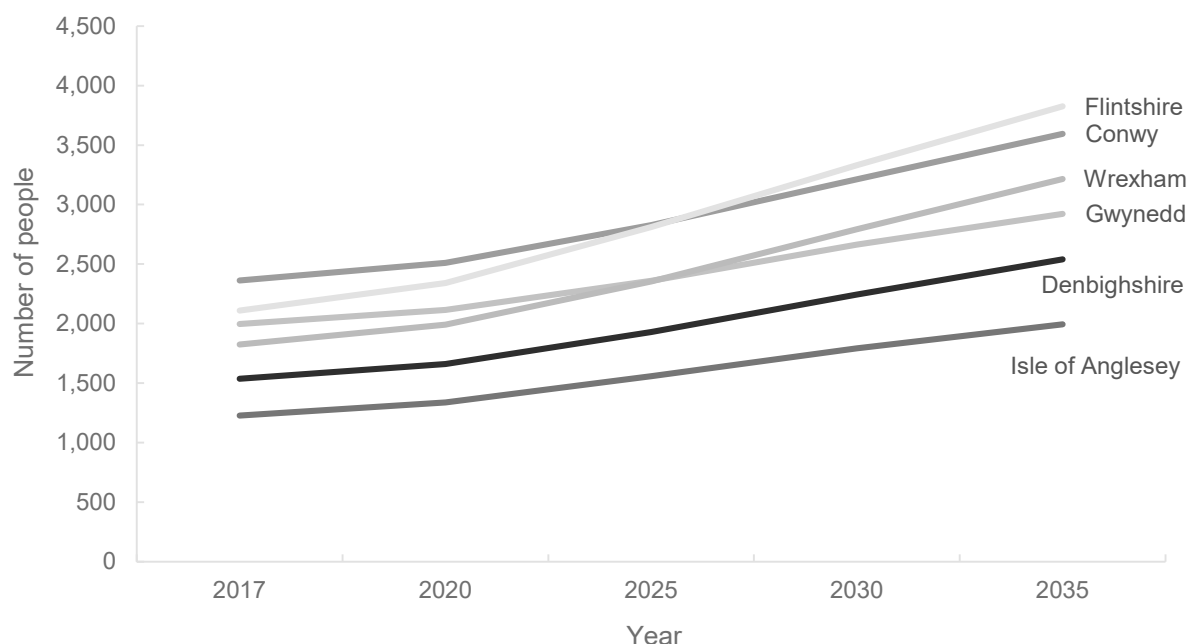
The age profile of North Wales is older than the average for Wales with a higher proportion of older people and a smaller proportion of younger residents in the region compared to Wales. This trend is projected to continue by the latest population projections produced by Welsh Government. In 2018, there were an estimated 160,900 people age over 65 living in North Wales. This is projected to increase to 206,900 by 2038 (Welsh Government, 2020). This increase is due to improvements in mortality rates, meaning that people are living longer, and also due to the ageing on of the large 'baby boomers' who were born after World War 2. There was also a second 'baby boom' in the early 1960s, who are included in this age band towards the end of the projected period.

As people live longer, it is estimated that the number of cases of dementia will increase, as age is the biggest known risk factor. Chart 13 shows the anticipated increase in the number of older people with dementia in North Wales based on this assumption. There is a 64% increase between 2017 and 2035, which would mean around 7,000 more people living with dementia in North Wales. Flintshire is predicted to see the highest increase in people living with dementia.

A study suggests that the anticipated 'explosion' in cases of dementia has not been observed as the incidence at given ages had dropped by about 20%, mainly in men with women's rates decreasing less strongly (Matthews et al., 2016). This means that as the number of people aged 65 and over has increased in the UK they found the number of people developing dementia each year had remained relatively stable. This may be due to improvements to health and more years spent in education, for

example, fewer men smoking, eating less salt and doing more exercise. Researchers have warned, however, that an increase in less healthy lifestyles could overturn this trend in the future.

Chart 13: Predicted number of people aged 65 and over to have dementia, 2017 to 2035



Source: Daffodil

Mild cognitive impairment is a decline in mental abilities greater than normal aging but not severe enough to interfere significantly with daily life, so it is not defined as dementia. It affects an estimated 5% to 20% of people aged over 65. Having a mild cognitive impairment increases a person's risk of developing dementia. Estimates vary of the number of people with mild cognitive impairments who go on to develop dementia each year from about 5% to 15% each year (Alzheimer's Society, 2019). Not everyone with a mild cognitive impairment will develop dementia.

Dementia prevention

Evidence suggest one-third of cases of dementia in old age could potentially be prevented, through changes in lifestyle behaviour in mid-life (40 to 64 years old). There is evidence that physical inactivity, current smoking, diabetes, hypertension in mid-life, obesity in mid-life and depression increase the risk of dementia and that mental activity can reduce the risk of dementia. Research tells us that the greatest mid-life risk factor for dementia is physical inactivity. People who are physically inactive in mid-life have more than double the risk of dementia in old age than those

who are physically active. This highlights the importance of looking at what positive changes an individual can make as there is sufficient evidence to show that a range of behaviours in mid-life can impact on the risk of dementia in later life.

How can we reduce the risks?

Health behaviours will contribute to reducing the risk of developing dementia. Healthy lifestyle choices can also improve health, wellbeing and help maintain mobility following a diagnosis. Initiatives to support people to make healthy lifestyle choices may want to consider a range of different activities which may address more than one risk factor simultaneously. For example, someone wishing to lose weight may be given healthy weight information and encouraged to increase their activity levels. The Welsh Government's Dementia Action Plan for Wales, 2018-2022, highlights that it is never too early or too late to make changes to your lifestyle, by following six simple steps that may reduce the risk of dementia.

What people are telling us

The Flintshire Dementia Strategy is being developed by Flintshire County Council Social Services team, with input from BCUHB, independent care providers, third sector organisations and community groups. This reflects a co-productive approach to developing and delivering integrated health and social care.

This is a summary of the key findings, based on what people said, during the Flintshire Dementia Strategy consultation, with further feedback in the Engagement Report.

- The Flintshire consultation findings echo to a great extent the priority themes and actions defined within the North Wales Regional Strategy and Dementia Action Plan.
- In addition to validating and supporting the regional strategy, the Flintshire consultation has provided some key local insights into current needs and constraints, and provides a focal point for some specific short and long term actions.
- Dementia is perceived as a disease that is becoming more widespread in Flintshire, year-on-year. Awareness and understanding of dementia has improved, but there is still room for improvement to increase knowledge and remove myths across the wider population, especially for younger people.

- There is a fear and stigma relating to dementia, and that diagnosis can prevent a person or their loved ones from living well. Connecting people and sharing positive stories can help.
- The assessment and diagnosis process is seen to take too long for some people, with lengthy waiting times, uncertainty about next steps and limited support throughout the experience.
- There are lots of positive experiences of community action and engagement, with a demand for new groups, cafes and activities, particularly in rural areas. Community engagement and involvement has been impacted greatly by Covid-19 restrictions. Additional organisational and financial support will be required to enable things to restart and new things to start.
- Access to flexible care and respite services and community activities can be limited, and this is compounded by local transport challenges.
- There is some fatigue in relation to consultation, strategies and action plans.

5.7 What people are telling us

In response to the regional engagement survey responders said that there are pockets of examples where services work well. Teams from across different sectors and different organisations work well together to meet the needs of older people, and where well-trained and committed staff work very hard in difficult situations. Specific examples of local services working well included:

- Fast assessments for older people in Flintshire.
- Proactive and dynamic Social Services in Flintshire.
- Improved integrated care and support plans in Denbighshire.
- Excellent care from individual staff in Wrexham Social Services.
- Support from Gorwel with housing related needs.

The approaches to providing care to older people that respondents thought to be working well included:

- Offering a variety of support options for people to choose from.
- Options to engage with services and communities both online and offline.
- Delivery of bilingual services.
- Care homes that ensure wellbeing outcomes and independence, and provide

the security of overnight care when needed.

- Support services in people's own homes.
- Providing older people with low level support, such as information and contact numbers, so that they can help themselves and remain independent.

Some responders had more negative views of the current care and support needs for older people. One gap highlighted by responders is the provision of support to older people leaving hospital. People are being discharged from hospital with no care in place, and end up back in hospital because they cannot manage.

Services are aimed at crisis management rather than focussing on preventative support. This results in people being admitted to placements far away from their homes and against the wishes of the family. Further investment in specialised services is required to ensure older people receive the help that they need before they reach crisis point.

Some respondents were concerned that older people with high levels of need, such as nursing needs and dementia care, are not receiving adequate levels of care, because only low level care is available. While emergency care is being provided for older people who fall and are injured, a response service is needed for non-injured fallers and for out-of-hours domiciliary care. Currently, if an older person needs additional support due to an unexpected incident, such as their carer becoming unwell, they have no access to support.

A wider range of suitable housing options is also needed to accommodate the different needs and varying levels of care support of older people. People using services thought older people's care needs to be:

- Streamlined so that one person can provide a range of support rather than lots of people doing their own little bit of support.
- Better organised so that the individual's needs can be met properly.
- Provided by the same staff member, so 'you don't have to repeat yourself every time' and the staff get to know the individual and their needs.
- Better monitored to ensure the correct amount of hours are delivered.
- More flexible, so they can be delivered only when needed, at a time that suits the client, and can be adapted in response to a change in needs.
- Longer-lasting, with lengthier review periods, rather than closing cases 'at the first opportunity'.

- Better advertised so that information is available in multiple places and media formats, not only relying on the internet.
- Needs-led rather than requiring the service user to fit with what's on offer.
- Supported by direct payments, so older people can manage their own care and / or employ their own staff.

Some thought that improvements to services would come from more effective and extensive joined up working between local authority and private care, and between health and social care services. Communication around hospital discharge from hospital and co-ordination of joint care packages are two of the main issues of concern.

“There is absolutely no joined up thinking or approach between health, social care, charitable and contracted care companies. This means a carer has to try to co-ordinate all these services, which adds to their burden.”

The majority of respondents reported that staff shortages are one of the biggest problems for older people's services. Few people want to work in the care sector, and salaries are too low, given that older people's needs are far more intensive than they were years ago.

“A massive recruitment shortage is affecting the end service user, who is vulnerable and elderly, with poor quality of calls, missed calls, and not being able to provide full amount of time agreed in care packages.”

Proposed solutions included:

- Increasing staff salaries above minimum wage and improving working conditions to attract more new recruits and retain existing staff.
- Investing in training and creating a better career structure for care staff, with financial reward for developing skills and experience, so that services are provided by trained professionals, rather than inexperienced young people.
- Posts to become permanent rather than fixed term or reliant on funding.
- Establishing standard terms and conditions for staff across the sector to improve the stability of the workforce.
- Supporting and incentivising care agencies to deliver safe, single-handed care

and upskilling staff in this, so that double-handed care isn't automatically assumed to be necessary.

Such changes clearly require more funding from the Welsh Government, so that services can function at their optimum level, and service users are supported with high quality care in a timely manner.

Another suggestion was to adopt an Italian model of 'strawberry patch' care providers, whereby small businesses work together to share purchasing and training and then spread out via additional small enterprises.

Specific responses were also received for older people with learning disabilities. Direct payments were working well, but areas for improvement included increasing the number of support staff and allocating more hours of care. More information on older people with a learning impairment can be found in the learning disability chapter.

Few respondents commented on where services for older people with physical / sensory impairments are working well. They reported the following:

- Health and social care staff and the third sector are working more closely together than they used to, partly through the introduction of Community Resource teams.
- The new Chief Officer of Denbighshire Voluntary Services Council is encouraging better working links between the third sector and social value organisations.
- NEWCIS, is providing valuable respite care (though this is limited).

Respondents also highlighted issues which includes the desperate lack of accessible and affordable housing, which has a knock on effect on services as people have to access more support. Not all new houses are designed to be accessible. This has a detrimental impact on how disabled people and older people live. Their only option is residential care, as more flexible and creative options are lacking.

Very little support, counselling or advice is available for people who are having problems coping with loss of hearing and are feeling isolated and or frightened. It is difficult for example to find courses to learn sign language. Services are fragmented and there is no central point of contact for support, information. Social workers who specialise in helping people with hearing difficulties would be helpful.

Staff in a nursing home reported finding it difficult to access social services for their residents, because social workers are closing cases once the individual is admitted to the care home. They said they found the Single Point of Access referrals time-consuming and were concerned about the lack of continuation in care.

Specific recommendations to improve services included:

- Better timekeeping.
- More staff so that carers are not rushed and that two staff turn up when needed.
- Better liaison between staff so that the needs of the client are always met.
- Increased frequency of review of care needs.
- Actions being taken to ensure matters raised on review are addressed.

Mental health services for older people

Service users and carers mentioned the following specific services as providing valuable advice and support:

- the Alzheimer's Society,
- NEWCIS,
- the 24/7 carers in Plas Cnigyll,
- Crossroads Health Respite,
- the Trio service,
- Bridging the Gap scheme for carers,
- Dementia social care practitioners, and
- The Hafan Day Centre.

Services work well when they provide respite and support to both the person living with dementia and their carer, so they can 'have a short break from each other, but be in the same building'. Home visits also work well, particularly to help the carer adapt to living with dementia. Some carers reported being able to find care quickly when they needed and feeling well-supported:

"When I made a call to 'single point of access' I couldn't have spoken to a more caring person, and I was extremely distressed at the time. Having that access was reassuring - their help will be required again I'm sure."

Service providers reported that support from Social Services is working well, particularly the weekly meetings with staff, financial support and PPE provision as well as good communication about what's happening in the care sector. One respondent highlighted the high quality support from Care Inspectorate Wales and Flintshire Social Services.

A social worker with many years' experience, however, commented that, 'currently I honestly think there is very little that is working well'. Only the Telecare services, along with the fire service, were thought to have been working well to keep older people safe.

Generally, more services need to be made available to reduce waiting lists, and referrals improved to make access easier. Specific recommendations for improvement included:

- Make a comprehensive list of the existing services more widely available to reach potential service users before a crisis point.
- Open day centres for a greater number of days per week, including bank holidays and weekends.
- End any 'postcode lottery' in services such as the free sitting service for people with dementia that is available in Denbighshire, but not Flintshire.

To this end, funding of services for older people needs to be equal to those of other service groups. Funding for individual care also needs to be simplified and made consistent. For example, Continuing Health Care funding is reported to lead to different outcomes in similar cases. Recruitment of care staff for dementia services is difficult:

"The stress has been too much on the staff during the pandemic, no matter what we pay them, they are just utterly exhausted. It puts others off to come into care work."

The lack of staff means that care becomes task-focused rather than treating service users 'as human beings'. Lack of staff in care homes is reducing communication with families and calls are not being answered.

The care provided by domiciliary carers could be improved by ensuring staff are encouraged to work in the field where they have most talent, either working with mental health or physical health. Those working with people living with dementia

require specialist training and extra time to complete tasks. There is a lack of dementia trained care workers, which should be addressed by the local authorities. Social services need to ensure the agencies they employ to provide dementia care are fulfilling their obligations and following care plans carefully. The profile of the profession needs to be raised to attract a high calibre of staff.

A gap in services exists in relation to short home calls for support with medication. Neither health nor social care services provide calls only for medication, but older people with memory problems do need this vital care.

At a system level, health and social care need to work together more effectively. One suggestion for a joint initiative would be to develop a North Wales Dementia Centre, that can provide pre- and post- diagnostic support to all. This is supported by the All Wales Dementia Standards.

5.8 Review of services

Within North Wales there is a commitment to ensuring that people experience seamless care and support, delivered closer to home. To do this there is a requirement to strengthen the delivery of health and social care services within communities. A range of primary care, community health, social care, independent and third sector services are being brought together to develop integrated health and social care localities based largely on the geography of primary care clusters. This will be supported by greater integrated commissioning and planning between health and social care at county-level.

Integrated health and social care 'at place' will mean that we can bring services together within people's communities, and ensure that they are coordinated, easier to access and better able to deliver what matters to people.

Integrating health and care 'at place' also means that the way services are designed and delivered will be determined by the specific needs of individual communities, as determined through the development of Locality Needs Assessments. Strengthened Community Resource Teams (CRTs) will deliver care and support within communities, and will bring together a range of professions and agencies including:

- Community nursing
- GPs
- Social work

- Pharmacists
- Physiotherapy
- Occupational therapy
- Housing association staff
- Community agents / navigators / connectors

The people of North Wales have been very clear that they want to have better access to services in their own communities, and that they want to continue living in their own homes for as long as possible.

These new integrated health and social care localities will improve support available within communities, meaning that people can remain in their own homes for longer, with better access to a range of services to meet their needs. In North Wales the integration of Community Health and Social Care Services is underway.

Representatives from all sectors including councils, the NHS and the third sector have come together to form Area Integrated Service Boards (AISBs).

Planning services at the locality level is intended to improve the relationship between statutory health and social care services and communities. Locality leadership teams will provide support to existing community-based services and activities as well as develop new opportunities where none exist currently.

We will focus on improving the health and well-being of people in North Wales. People will be able to better access a whole range of support within their own communities, earlier, and we will move away from providing specialist services, such as traditional day services, and connect people to everyday activities within their local community instead.

Delivering care closer to home will mean that we are able to support more people to stay in their own homes for longer, with fewer admissions to hospital and fewer people needing to move into long-term care.

Digital communities

The North Wales Digital Communities initiative started in response to the Covid-19 pandemic. Over 350 iPads were purchased through Community Transformation, ICF, MacMillan and core funding. These were distributed to hospitals, hospices, care homes, and individuals in supported living accommodation, in order to support with

‘virtual visiting’ and enable people to remain in contact with family and friends, as well as take part in online consultations with their GPs, whilst in lockdown.

The project was so successful that we were able to purchase more iPads, tablets, and technology such as Amazon Echoes and Amazon Shows, as well as smart plugs, and a range of other innovative digital devices. These additional devices have also been given to care homes and are being used to promote independence, as well as being used for a range of well-being activities. They are also being used to support positive risk management within the community.

We have worked collaboratively with Digital Communities Wales to train community volunteers, called Digital Companions, to provide advice and support to assist people who have never used an iPad before, to get online.

Dementia Friendly Communities

In partnership with NEWCIS, Flintshire Council employs a small team to lead on the development of Dementia Friendly Communities, intergenerational projects, Memory Café’s, research and programmes aimed at supporting people living with dementia.

Dementia respite

NEWCIS is commissioned to administrate and promote carer respite for carers of people living with dementia within the council run Marleyfield Day Service on a Saturday for a period 12 weeks.

This service is referral based, where NEWCIS is commissioned and works in partnership with Flintshire Social Services to provide respite for a carer for a person living with dementia within the council run Marleyfield Day Service on a Saturday for a period of 12 weeks. The carers details are provided to Marleyfield Day Service for an assessment of cared for living with dementia to access the service. The assessment is completed by a senior care worker that manages the respite service.

5.9 Covid-19

The Older People’s Commissioner for Wales published a report focusing on the impact of Covid-19 on older people in Wales (Leave No-one Behind – Action for an age friendly recovery, 2020). Key statistics for Wales published in the report found that:

- 94% of people who have died from Covid-19 have been over the age of 60.
- There were 694 care home resident deaths due to Covid-19.
- 53,430 people aged over 70 were required to shield in Wales.
- Over 50% of people aged over 70 say access to shopping, medication and other essentials had been affected.
- 41% of people over 75 do not have access to the internet, with many services moving online during the pandemic, digital exclusion has been a major issue.

Although these statistics are for Wales as a whole, they will reflect a general picture of the impact on older people in the North Wales region. BCUHB statistics for North Wales have demonstrated that the biggest impact on well-being has been social isolation due to shielding guidance. 1 in 3 older people have reported that they have less energy. 1 in 4 older people are unable to walk as far as before the pandemic and 1 in 5 feel less steady on their feet (BCUHB Infographic, 2021).

The Office for National Statistics found over 50% of the over 60s were worried about their wellbeing. Of these, 70% were worried about the future, 54% were stressed/anxious and 43% felt bored. They found the over 60s coped by staying in touch with family/friends, gardening, reading and exercise. The data showed they were more likely to help neighbours, less worried about finances, more worried about getting essentials and less optimistic about how long the pandemic would last. Banerjee (2020) also claims older people are more vulnerable to mental health problems during a pandemic and recommends that consideration is made for the mental health of this group, with increased risk of health anxiety, panic, depression and feeling of isolation, particularly those living in institutions.

Hoffman, Webster and Bynum (2020) discuss the implications of isolation on the older population. They claim reduced physical activities, lack of social contact, and cancellation of appointments, can lead to increases in disability, risk of injury, reduced cognitive function and mental health issues. Campbell (2020) also finds social isolation can impact physical and mental health, with reduced physical activity, limited access to resources, loneliness and even grief. Cox (2020) claims the higher risks for older people are further exacerbated by inequalities, including chronic illness, poverty and race, making individuals with long-term conditions, low socio-economic status and Black, Asian and Minority Ethnic (BAME) people even more vulnerable.

The Centre for Ageing Better (2020) claim that although many more of the over 55s have moved online, the digital divide has widened during the pandemic, with more services moving to online only. It is important to ensure that older people aren't digitally excluded moving forward. Boulton et al (2020) in a review of remote interventions for loneliness, highlighted methods that can reduce loneliness, including telephone befriending, video communication, online discussion groups and mixed method approaches. They claim that the most successful involved the building of close relationships, shared experiences or characteristics and some pastoral care. In a rapid review, Noone et al (2020) contradict this, suggesting evidence that video consultations reduced loneliness, symptoms of depression and/or quality of life were inconclusive and more high quality evidence was needed.

Third sector organisations supporting older people across the region have reported two major concerns, the first being digital exclusion and the need to find alternatives for those who don't want or aren't able to move activities online. The second concern has been raised regularly by older people of Do Not Resuscitate (DNR) notices being automatically applied to older people in hospital during the pandemic.

A rapid review was undertaken in October 2020 by the North Wales Regional Partnership Board. The rapid review summarises available research about the impact of Covid-19 on people who receive care and support services, this included a section on older people. The [Population Needs Assessment Rapid Review 2020](#) contains further information about the impact of Covid-19 on the population.

5.10 Equalities and human rights

Ageism is the stereotyping, prejudice and/or discrimination against people on the basis of their age or perceived age (Older People's Commissioner for Wales, Ageism 2019). There are many impacts of ageism which can include loss of social networks, decrease in physical activity, adverse health effects including mental health, loss of financial security and loss of influence or self-esteem (Ageism Leaflet Older Peoples Commissioner for Wales, 2019).

The Equality Act 2010 states that the providers of goods and services (such as shops, GPs, hospitals, dentists, social services, transport services such as bus services, local authority services such as access to public toilets) and employers must not discriminate – or offer inferior services or treatment – on the basis of a protected characteristic, which includes age.

5.11 Safeguarding

The Social Services & Well-being (Wales) Act 2014 defines an adult at risk as someone who is experiencing or is at risk of abuse or neglect, have needs for care and support (whether or not the authority is meeting any of those needs) and, as a result of those needs, are unable to protect themselves against the abuse or neglect, or the risk of abuse or neglect. A North Wales Safeguarding Adults Board was set up under the Social Services and Well-being (Wales) Act 2014 to:

- Protect adults within its area who have needs for care and support (whether or not a local council is meeting any of those needs) and are experiencing, or are at risk of, abuse or neglect.
- Prevent those adults within its area becoming at risk of abuse or neglect (North Wales Safeguarding Board, 2016).

Abuse can include physical, financial, emotional or psychological, sexual, institutional and neglect. It can happen in a person's own home, care homes, hospitals, day care and other residential settings (Age Cymru, 2016). A report from the Older People's Commissioner for Wales has highlighted the need for more services and support tailored to meet the needs of older people who are experiencing or are at risk of abuse, to ensure they can access the help and support that they need to keep them safe or leave abusive relationships.

The report also identifies a number of issues that can prevent older people from accessing services and support. These include a lack of awareness amongst some policy-makers and practitioners about the specific ways that older people may experience abuse, and the kinds of support that would have the most beneficial impact. In December 2021 the Welsh Government are due to publish a strategy 'Action Plan to Prevent the Abuse of Older People'.

Age UK found that over half of people aged 65 and over believe that they have been targeted by fraudsters (Age UK, 2015). One in 12 responded to the scam and 70% of people who did respond, said they personally lost money. While anyone can be a victim of scams, older people may be particularly targeted because of assumptions they have more money than younger people and may be more at risk due to personal circumstances such as social isolation, cognitive impairment, bereavement

and financial pressures. They may also be at risk of certain types of scam such as doorstep crime, bank and card account takeover, pension liberation scams and investment fraud. This has also been exacerbated by the Covid-19 pandemic during lockdown, where there was reduction in face-to-face service delivery. Many areas of safeguarding resulted in hidden abuse. BCUHB works in partnership with North Wales Police in line with the Wales Safeguarding Procedures s126.

5.12 Violence against women, domestic abuse and sexual violence

Older people may be more likely to be impacted by lack of mobility, sensory impairments, and conditions such as Alzheimer's and dementia, which may make them particularly vulnerable to exploitation and abuse. Research shows that people aged over 60 are more likely to experience abuse either by an adult family member or an intimate partner than those ages under the age of 60. Safe Lives have a [care pathway for Older People](#)

Furthermore, such conditions may mean that they are reliant on other people for their care and in certain circumstances, this can make them more vulnerable to abuse and / or neglect, as defined by the Social Services and Wellbeing (Wales) Act.

VAWDASV includes, 'Any incident or pattern of incidents of controlling, coercive, threatening behaviour, violence or abuse between those aged 16 or over who are, or have been, intimate partners or family members regardless of gender or sexuality' (Home Office: 2016). It is likely that in at least some circumstances, older people may be at risk of, or indeed be living with, domestic abuse. Furthermore, they may also be inadvertently perpetrating abuse against caregivers.

This may present unique challenges for social workers and other professionals working with older people. Older people may need a holistic approach, which not only addresses their need to be safe, but to continue to live independently insofar as possible, while having any other ongoing health needs addressed as well.

5.13 Advocacy

The Golden Thread Advocacy Programme was funded by Welsh Government for four years from 2016 – 2020 to run alongside and support the implementation of Part 10 (Advocacy) of the Social Services and Well-being (Wales) Act 2014. The programme has now ended, but Age Cymru's commitment to advocacy in Wales continues through the [HOPE](#) project.

Anglesey, Gwynedd and Wrexham: North Wales Advice and Advocacy Association (NWAAA) offer advocacy to over 65s

Conwy and Denbighshire: DEWIS Centre for Independent Living offer advocacy to anyone over 65, or any carer.

People living with dementia (all counties): Alzheimer's Society offer support for anyone living with dementia, whether they have capacity or can communicate or not.

5.14 Welsh language considerations

An 'active offer' must be provided for people who are receiving or accessing services for older people. The Welsh Government's strategic framework for the Welsh language in health and social care, 'More Than Just Words', aims to ensure that the language needs of services are met and that Welsh language services are provided for those that request it. The Welsh Government have highlighted five priority groups where Welsh language services are especially important. This included older people and people living with dementia.

It is estimated that approximately 2,700 people living with dementia in North Wales will be Welsh speakers (North Wales Dementia Strategy, 2020). It is vitally important that services and diagnostic tests are available via the medium of Welsh for people living with dementia. If Welsh is a person's first language, they may lose the ability to communicate in English when living with dementia (Alzheimer's Society, 2020).

A priority action within the North Wales Dementia Strategy is to continue to promote the active offer of Welsh language services, implement the strategic framework across North Wales and recommendations from research undertaken by the Welsh Language Commissioner and Alzheimer's Society Cymru to overcome barriers.

5.15 Socio-economic considerations

It is estimated that around 18% of pensioners in Wales were living in relative income poverty between 2017 and 2020 (Welsh Government 2020). This number has been rising in recent years. The pandemic will have been an especially difficult time for the 1 in 5 older people in Wales living in relative income poverty, as they will have felt the greatest impact of increased living costs (Leave no-one behind: action for an age friendly recovery, 2020).

Every year, thousands of older people in Wales, who are struggling financially miss out on millions of pounds of entitlements and financial support. Unclaimed Pension Credit alone totals as much as £214 million during 2018/19. Fuel poverty is a major issue for older people. Again this has been made worse by the Covid-19 pandemic with older people in self-isolation or shielding during periods of lockdown (Leave no-one behind: action for an age friendly recovery, 2020).

A report by the Older Peoples Commissioner for Wales (Leave no-one behind, 2020) highlighted a number of long term actions that should take place to support older people potentially facing financial and economic hardship. These actions include:

- Targeted intervention at a local level to ensure take up of financial entitlements.
- Review support for older workers and examine how interventions could better support people to remain or enter employment again.
- Widen existing home energy efficiency programmes to reduce fuel poverty.

5.16 Conclusions and recommendations

It is recommended that, in line with all legislation, policy and guidance, the following recommendations and priorities are progressed to meet the vision for those with older people within the North Wales region:

- **Workforce:** There are critical pressures faced by older people's social services. This has been exacerbated by the pandemic. There is an urgent priority around ensuring a sufficient workforce is in place to meet the needs of the older population of North Wales, particularly those with more complex needs. Further exploration of this priority will be included within the Market Stability Report.

- **Supporting people at home:** Delivering care closer to home will focus on improving the health and wellbeing of people in North Wales. People will be able to better access care and support in their own communities. This means people can stay in their own homes for longer. The integration of health and social care, such as the work ongoing with Community Resource Teams will support this, along with improved partnership working with third sector organisations.
- **Co-production and social value:** Delivering services for older people must include the views of the population. Older people should have a voice in shaping services that they may access. The Wales Cooperative Centre has published a paper outlining how services, such as domiciliary care, can be commissioned using an outcomes based approach for provision, which focuses on well-being, as well as any immediate need.
- **Digital inclusion:** Older people are likely to be one of the more digitally excluded groups. The recent increase in the use of digital technology to access and manage health and social care services means that there is a risk that older people will be left behind. A regional priority around the Older People's Commissioner for Wales guidance for ensuring parity of access to digital services should be explored cross the partnership. This will ensure older people can access information and services, in a way that protects their rights. This builds on the work taking place as part of digital communities across North Wales.
- **Supporting people in mid and later life to be more active:** Ensuring that new developments incorporate Active Travel routes into and through development, and provide walking and cycling infrastructure contributes towards achieving this. Providing more inclusive services from the fitness and leisure sector, including strength and balance programmes will also assist.
- **Housing and accommodation:** Ensuring developments for new homes are accessible to all, through for example incorporating dementia friendly measures and accessible homes and developments. Continuing to fund new accessible social housing for older people, as well as funding to adapt existing homes to make them more suitable for changing health needs.

Please note that there will be further recommendations within the Market Stability Report for older people's services such as care homes, domiciliary care and so on. This will be published on the [North Wales Collaborative website](#) in 2022.

6. General health needs, physical impairment and sensory loss

6.1 About this chapter

This chapter includes information on the needs of the population relating to general health, lifestyle and long term conditions. This chapter also contains information for groups with a physical and / or sensory impairment. The general health and well-being needs for specific groups can also be found in each of the other chapters of this population needs assessment.

Data used within this chapter is from surveys and the sample size means it is not entirely accurate and so needs to be treated with caution.

6.2 Definitions

The World Health Organisation (WHO) defines good health as:

“A state of complete physical, mental and social well-being and not merely the absence of disease or infirmity”

They describe disability as;

“An umbrella term covering impairments, activity limitations, and participation restrictions. An impairment is a problem in bodily function or structure; an activity limitation is a difficulty encountered by an individual in executing a task or action; while a participation restriction is a problem experienced by an individual in involvement in life situations. This means that disability is not just a health problem. It is about the interaction between features of a person's body and features of the society in which he or she lives.

Overcoming the difficulties faced by people with disabilities requires interventions to remove environmental and social barriers.”

6.3 Policy and legislation

The Social Services and Well-being (Wales) Act 2014 has placed a duty on local authorities and health boards to develop joint needs assessment for their populations. This population needs assessment is a product of that requirement. The duty to assess the overall health of the population underpins other key legislative priorities, such as 'A Healthier Wales', which aims to further integrate health and social care within Wales and produce a framework of support that is fit for the future.

6.4 General health status

North Wales compares well in terms of health compared to Wales as a whole, a lower proportion of adults in North Wales report their general health status as fair, and bad or very bad, compared to the Wales average. Denbighshire has the lowest proportion in good or very good health, which is slightly below the Wales average. Other councils in North Wales all have similar proportions.

Table 36: General health of adults (age 16 and over) 2018-19 and 2019-20 combined, age standardised

Local council	Health in general Good or very good	Health in general Fair	Health in general Bad or very bad
Anglesey	76%	18%	6%
Gwynedd	75%	18%	6%
Conwy	76%	16%	8%
Denbighshire	70%	20%	10%
Flintshire	76%	17%	7%
Wrexham	74%	18%	8%
North Wales	75%	18%	8%
Wales	72%	20%	9%

Source: National Survey for Wales, table hlth5052, StatsWales, Welsh Government

The table below shows the proportion with any illness, and how much people are limited by longstanding illness. North Wales as a whole has a lower proportion with a long standing illness than the Wales average. Denbighshire is similar to other parts of North Wales for the proportion with a long standing illness, which does not match with the table above for general health.

Table 37: Percent of adults (age 16 and over) limited by illness 2018-19 and 2019-20 combined, age standardised

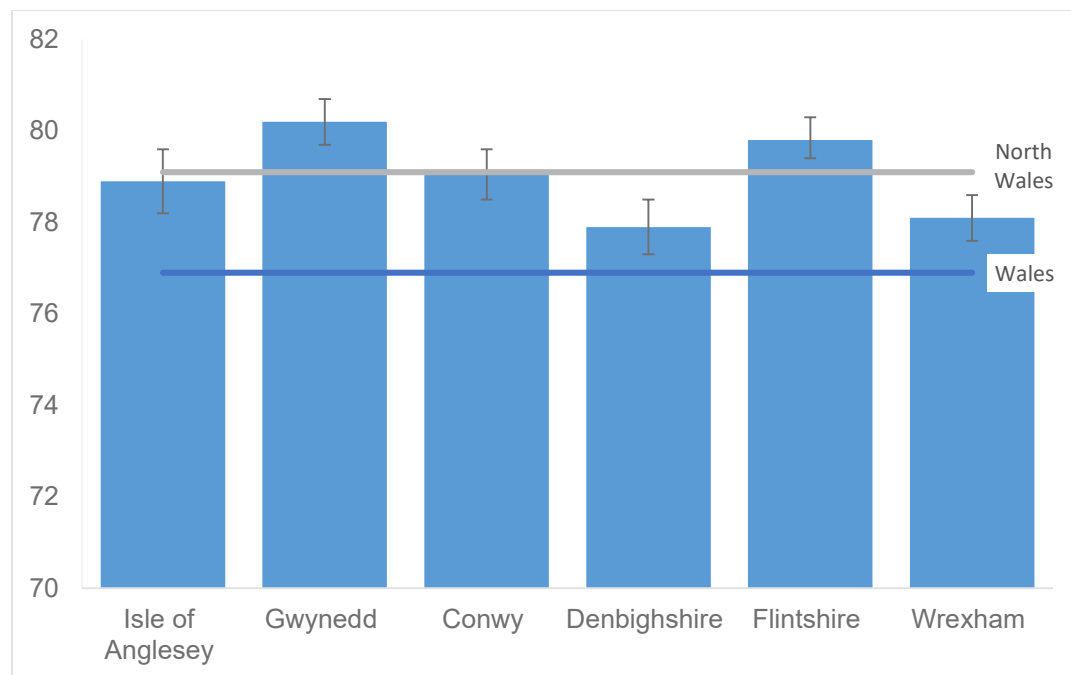
Local council	Any long standing illness	Limited at all by longstanding illness	Limited a lot by longstanding illness
Anglesey	48%	30%	17%
Gwynedd	44%	32%	17%
Conwy	41%	29%	15%
Denbighshire	41%	32%	16%
Flintshire	42%	30%	13%
Wrexham	44%	30%	19%
North Wales	43%	31%	15%
Wales	47%	34%	18%

Source: National Survey for Wales, table hlth5052, StatsWales, Welsh Government

Health asset data from the 2021 Census will be reviewed when this data becomes available in 2022. The Census information for 2011 is provided below, as it is still a relevant source of information.

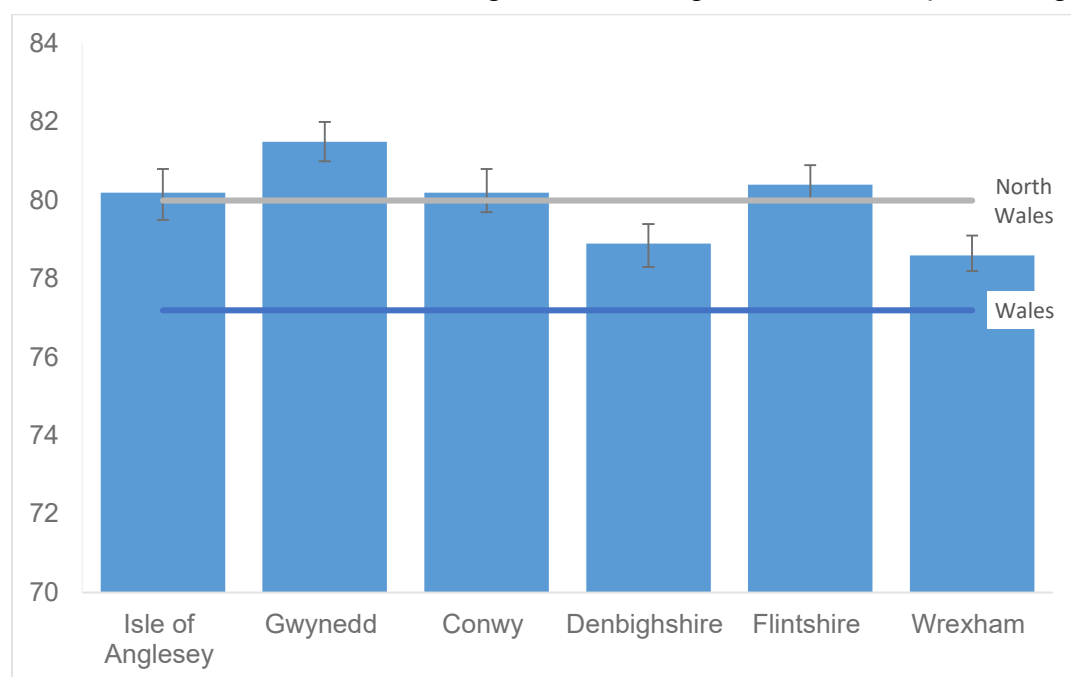
The chart below shows around 80% of people in North Wales report that they are in good health and that their day-to-day activities are not limited (Jones et al., 2016). Gwynedd has the highest proportion of people reporting good health and not being limited by poor health.

Chart 14: Health asset indicators day-to-day activities not limited, age-standardised percentage 2011



Source: Census 2011 (ONS), produced by Public Health Wales Observatory

Chart 15: Health asset indicators good health, age-standardised percentage 2011



Source: Census 2011 (ONS), produced by Public Health Wales Observatory

The overall rates mask differences in health across the region. Some areas of our population experience greater levels of deprivation and poorer health; and some groups in the population tend to experience poorer health or experience more barriers in accessing health care and support.

6.5 Lifestyle factors

Smoking

Smoking is a major cause of premature death and one in two long-term smokers will die of smoking related diseases. A recent report to the women's board for BCUHB stated that the proportion of women that smoked during pregnancy was 18.7% for the year ending Sep 2020. Rates range from 17% in the East to 22% in the Centre and 19% in the West. When compared with previous years, the Central area has seen in an increase in the proportion of women that smoked during pregnancy.

Table 38: proportion who smoke during pregnancy (12 month rolling average to September for each year)

Local council	2017	2018	2019	2020
West (Anglesey and Gwynedd)	18.1%	20.0%	18.1%	16.9%
Centre (Conwy and Denbighshire)	20.5%	19.8%	17.4%	22.1%
East (Flintshire and Wrexham)	16.5%	13.9%	17.4%	17.2%
North Wales	18.1%	17.4%	17.6%	18.7%
Wales	-	-	17%	-

Source: BCUHB / PHW

Nationally, the percentage of pregnant women, who were recorded as smoking at their initial assessment, decreased marginally between 2018 and 2019. The proportion of women (all births) that gave up smoking during pregnancy is reported at 13.6% for the year ending September 2020. An increase from previous years. Rates range from 12% in the East to 17% in the West. Rates have increased in both West and East areas when compared with the previous two years. A reduction is seen for the Central area.

In North Wales, 17.6% of adults aged 16 years and over report being a smoker and 5.7% reported using an E-cigarette, compared to 17.4% and 6.4% across Wales. Conwy had the highest smoking prevalence at 24.9%, followed by Wrexham at 20%. Gwynedd had the lowest at 10.8%. Rates of smoking vary considerably by area with more deprived areas of North Wales have higher levels of smoking.

Table 39: Percent of adults (age 16 and over) who is a smoker or e-cigarette user 2018-19 and 2019-20 combined, age standardised

Local council	Smoker	E-cigarette user
Anglesey	18%	4%
Gwynedd	11%	4%
Conwy	25%	6%
Denbighshire	14%	5%
Flintshire	17%	6%
Wrexham	20%	9%
North Wales	18%	6%
Wales	17%	6%

Source: National Survey for Wales, table hlth5002, StatsWales, Welsh Government

Overweight and obesity

Obesity is a major contributory factor for premature death and is associated with both chronic and severe medical conditions, including coronary heart disease, diabetes, stroke, hypertension, osteoarthritis, complications in pregnancy and some cancers. People who are obese may also experience mental health problems, bullying, or discrimination in the workplace (Public Health Wales, 2016a).

Overweight and obesity is related to social disadvantage, with higher levels in the most disadvantaged populations. In North Wales, just over half the adult population (55%) are overweight or obese, which is just below the average for Wales, 60%. Across the region, Flintshire and Wrexham have the highest proportion of adults who are overweight or obese at 58%, followed by Gwynedd (57%) and Anglesey (56%). Conwy and Denbighshire have the lowest proportions.

Table 40: Percent of adults (age 16 and over) who are classed as overweight or obese 2018-19 and 2019-20 combined, age standardised

Local council	Underweight (BMI under 18.5)	Healthy weight (BMI 18.5-25)	Overweight (BMI 25-30)	Obese (BMI 30+)
Anglesey	0.9%	42.4%	37.4%	19.4%
Gwynedd	3.9%	38.9%	39.0%	18.1%
Conwy	7.0%	43.1%	30.1%	19.8%
Denbighshire	4.2%	43.6%	30.6%	21.6%
Flintshire	3.7%	38.3%	39.3%	18.8%
Wrexham	3.2%	38.6%	31.5%	26.7%
North Wales	4.0%	40.6%	35.0%	20.5%
Wales	1.9%	38.2%	35.8%	24.1%

Source: National Survey for Wales, table hlth5002, StatsWales, Welsh Government

Physical activity

People who have a physically active lifestyle can significantly improve their physical and mental well-being, help prevent and manage many conditions such as coronary heart disease, some cancers, and diabetes and reduce their risk of premature death (Public Health Wales, 2016a).

In North Wales, 55% of adults report being physically active for at least 150 minutes in the past week, which is slightly higher than the Wales average of 53%. Across the region, 63% of adults in Conwy were physically active, which is the highest proportion. Wrexham had the lowest proportion at 49%

Table 41: Percent of adults (age 16 and over) participating in physical activity 2018-19 and 2019-20 combined, age standardised

Local council	Active less than 30 minutes in previous week	Active 30-149 minutes in previous week	Active at least 150 minutes in previous week
Anglesey	29%	15%	56%
Gwynedd	32%	14%	54%
Conwy	28%	9%	63%
Denbighshire	37%	12%	52%
Flintshire	30%	12%	57%
Wrexham	29%	21%	49%
North Wales	31%	14%	55%
Wales	33%	14%	53%

Source: StatsWales table hlth5002, National Survey for Wales, Welsh Government

Alcohol

Alcohol is a major contributory factor for premature death and a direct cause of 5% of all deaths in Wales (Betsi Cadwaladr University Health Board, 2015). Alcohol consumption is associated with many chronic health problems including: mental ill health; liver, neurological, gastrointestinal and cardiovascular conditions; and several types of cancer. It is also linked with injuries and poisoning and social problems, including crime and domestic violence (Public Health Wales, 2016a).

Alcohol has the greatest impact on the most socially disadvantaged in society, with alcohol-related mortality in the most deprived areas much higher than in the least deprived. Although alcohol consumption is gradually declining, more than 18% of adults in North Wales self-report drinking above guidelines in an average week. Wrexham has the highest proportion of adults aged 16 and over reporting drinking above guidelines, 22%, followed by Flintshire, 21%, which are just above the averages for North Wales, and Wales, (19%). Anglesey and Denbighshire have the lowest proportions across the region, 14%.

Table 42: Average weekly alcohol consumption in adults (age 16 and over) 2018-19 and 2019-20 combined, age standardised

Local council	None*	Some, up to 14 units (moderate drinkers)	Above 14 units (over guidelines)
Anglesey	22%	64%	14%
Gwynedd	22%	61%	16%
Conwy	18%	67%	15%
Denbighshire	35%	51%	14%
Flintshire	15%	65%	21%
Wrexham	18%	61%	22%
North Wales	21%	61%	18%
Wales	21%	60%	19%

*may include some people who do sometimes drink

Source: StatsWales table hlth5002, National Survey for Wales, Welsh Government

6.6 Chronic conditions

Chronic conditions are generally those which cannot be cured, only managed. They can have a significant impact for individuals, families and health and social care services (Jones et al., 2016). It is estimated that around a third of adults in Wales are currently living with at least one chronic condition. Evidence from GP practice registers in North Wales confirms a figure slightly higher than this.

Table 43: percentage of GP practice patients registered as having a chronic condition, 2020

Local council	Asthma	Atrial fibrillation	COPD*	CHD **	Heart failure	Hyper- tension	Stroke ***
Anglesey	8.5%	2.8%	3.1%	4.0%	1.2%	17.9%	2.6%
Gwynedd	7.2%	2.5%	2.8%	3.3%	1.1%	16.1%	2.0%
Conwy	7.6%	2.9%	2.7%	4.4%	1.3%	18.1%	2.5%
Denbighshire	7.8%	2.7%	3.2%	4.2%	1.2%	17.3%	2.2%
Flintshire	7.4%	2.4%	2.4%	3.6%	1.0%	16.2%	1.9%
Wrexham	7.5%	2.3%	2.5%	3.5%	1.1%	16.8%	2.0%
North Wales	7.6%	2.6%	2.7%	3.8%	1.1%	16.9%	2.2%
Wales	7.4%	2.4%	2.4%	3.6%	1.1%	15.9%	2.2%

*Chronic obstructive pulmonary disease: a group of lung conditions that make it difficult to empty air out of the lungs because airways have been narrowed

**Secondary prevention of coronary heart disease

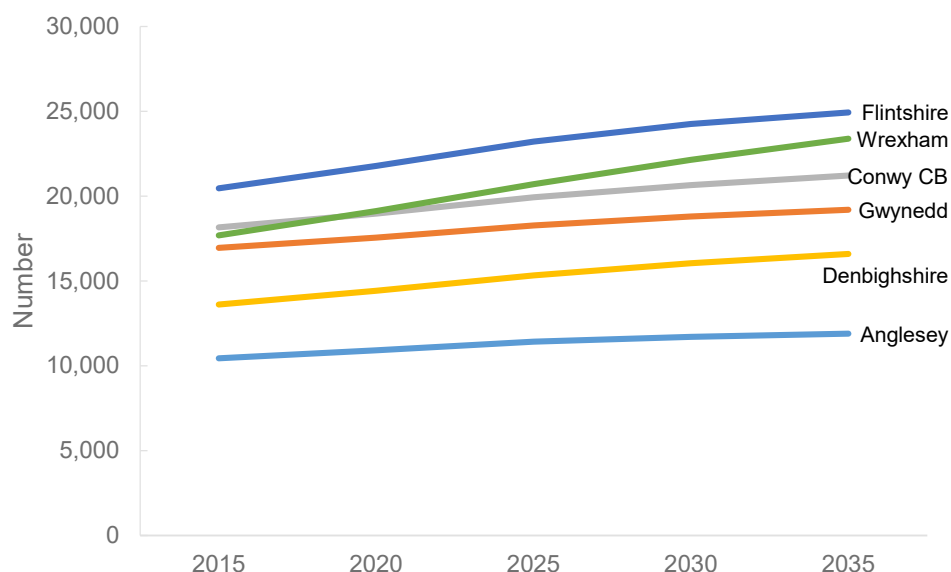
***Stroke and transient ischaemic attack

Source: Quality Assurance and Improvement Framework (QAIF) disease registers, StatsWales, Welsh Government

While these are common conditions, there are many other long-term conditions, which can have a significant impact on a person's ability to participate fully in society and on their general well-being. These include neurological conditions, cancer and the impact of diseases such as stroke. More detailed data on specific conditions can be obtained from local councils or the health board. However, for the purposes of this chapter, we have focused on a summary of the general issues that affect well-being. It is what matters to the individual that should be taken into consideration.

The number of people living with a limiting long-term illness is predicted to increase by nearly 22% over the 20 year period to 2035. See chart 16 below. Much of the increase will arise from people living to older age.

Chart 16: Predicted number of people aged 18 and over with a limiting long-term illness, 2014 to 2035



Source: Daffodil

6.7 Physical disability and sensory impairment

Physical disability

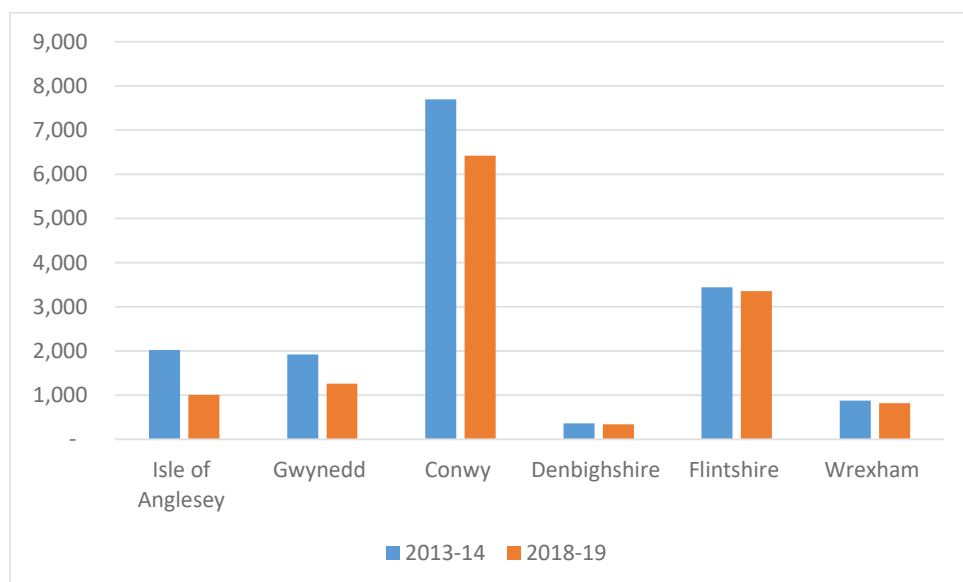
There is an estimated 14.1 million disabled people in the UK. 8% of children are disabled; 19% of working adults are disabled and 46% of pension age adults are disabled (Scope, 2019/2020). The 2011 Census shows that there were nearly 700,000 individuals in Wales with some form of limiting long-term illness or 'disability'. This is 22.7% of the population. 10.8% reported that their day-to-day activities were limited a little, and the remaining 11.9% were limited a lot. The 2021 Census data will become available in 2022. Census data within this assessment will then be reviewed and updated.

More recent estimates from the Annual Population Survey (APS) (year ending September 2020) show that there were 415,600 disabled people (Equality Act 2010 definition) aged 16 to 64 in Wales, representing 21.9% of the 16 to 64 population (Locked Out Report, 2021).

Sensory impairment

Some information concerning physical or sensory impairment (but without visual impairment) is held on local council registers as shown below. The wide variation in numbers suggests the data is incomplete.

Chart 17: Physically/sensory disabled people without visual impairment



Source: Local authority register of persons with physical or sensory disabilities (StatsWales table care0016) data collection, Welsh Government

The registers of people with physical or sensory disabilities include all persons registered under Section 29 of the National Assistance Act 1948. However, registration is voluntary and figures may therefore be an underestimate of the numbers of people with physical or sensory disabilities. Registration of severe sight impairment is, however, a pre-condition for the receipt of certain financial benefits and the numbers of people in this category may therefore be more reliable than those for partial sight impairment or other disabilities. These factors alongside the uncertainties about the regularity with which councils review and update their records, mean that the reliability of this information is difficult to determine and so it cannot be thought of as a definitive number of people with disabilities.

People with sight impairment are registered by local authorities following certification of their sight impairment by a consultant ophthalmologist. The Certificate of Vision Impairment (Wales) formally certifies someone as partially sighted or as blind (now using the preferred terminology 'sight impaired' or 'severely sight impaired', respectively) so that the Local Authority can register them. Registration is voluntary and access to various, or to some, benefits and social services is not dependent on

registration. If the person is not known to social services as someone with needs arising from their visual impairment, registration also acts as a referral for a social care assessment.

Sight loss, blindness and partial sight loss

Visual impairment is when a person has sight loss that cannot be corrected using glasses or contact lenses (Jones and Atenstaedt, 2015). The table below shows the total number and rate predicted to be living with sight loss. The rate per 1,000 people for North Wales is higher than the Wales rate. Conwy has the highest rate for North Wales at 48 people per 1,000. Wrexham and Flintshire have the lowest at 34 and 35 per 1,000 people.

The numbers registered blind or partially sighted are much lower. Rates per 100,000 people for North Wales are above the Wales average. Conwy has the highest rate at 586 per 100,000. Denbighshire has the lowest at 424 per 100,000 people.

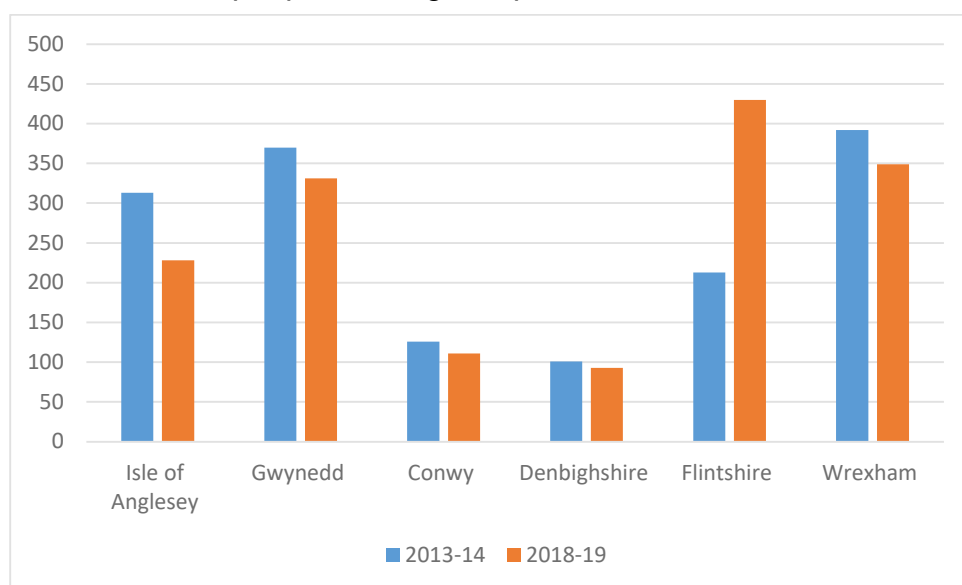
Table 44: Estimated number and rate of people living with sight loss (2021) and registered blind or partially sighted (2018-19)

Local council	Estimated number living with sight loss	Rate living with sight loss per 1,000	Total registered blind	Total registered partially sighted	Rate per 100,000 registered blind or partially sighted
Anglesey	2,960	42	200	228	576
Gwynedd	4,820	39	289	331	523
Conwy	5,660	48	168	111	586
Denbighshire	3,750	39	147	93	424
Flintshire	5,460	35	375	430	512
Wrexham	4,580	34	282	349	440
North Wales	27,230	39	1,461	1,542	429
Wales	111,000	35	6,484	6,653	417

Source: RNIB sight loss data tool version 4.3.1

The numbers of people with sight impairment or severe sight impairment can be estimated from the registers held by social services. However, these figures are likely to be underestimates as they rely on self-referral.

Chart 18: Number of people with sight impairment



Source: Local authority register of persons with physical or sensory disabilities (SSDA900) data collection, Welsh Government

Table 45: Number and rate of sight impaired people per 100,000 population

Local council	Number sight impaired 2013/14	Rate sight impaired 2013/14	Number sight impaired 2018/19	Rate sight impaired 2018/19
Anglesey	313	447	228	326
Gwynedd	370	304	331	267
Conwy	126	109	111	95
Denbighshire	101	107	93	98
Flintshire	213	139	430	276
Wrexham	392	289	349	256
North Wales	1,515	219	1,542	221
Wales	8,676	281	6,653	212

Source: Local authority register of persons with physical or sensory disabilities (SSDA900) data collection, Welsh Government

The percentage of people living with sight loss compared to the overall population is projected to increase from approximately 3.73% in 2016 to 4.92% by 2030 (Welsh Government, 2016).

The table below shows that cataracts, glaucoma and macular degeneration have higher rates in North Wales than for Wales as a whole. Rates vary between local

authorities. For cataracts, Conwy has the highest rate in North Wales at 1,638 per 100,000 population, compared to the lowest in Wrexham at 1,118 per 100,000. Conwy also has the highest rate for glaucoma at 1,493 per population, compared to the lowest in Wrexham at 1,103 per 100,000. Conwy, again, has the highest rate for macular degeneration at 7,807 per 100,000 population, compared to the lowest in Wrexham at 5,627. The rate for diabetic retinopathy in North Wales is similar to the Wales rate.

Table 46: Rate per 100,000 of people estimated to be living with eye related conditions, 2021

Local council	Cataracts	Glaucoma	Diabetic retinopathy	Macular degeneration*
Anglesey	1,442	1,356	1,999	7,096
Gwynedd	1,285	1,212	2,023	6,294
Conwy	1,638	1,493	2,039	7,807
Denbighshire	1,348	1,285	1,985	6,688
Flintshire	1,179	1,160	1,986	5,932
Wrexham	1,118	1,103	1,957	5,627
North Wales	1,312	1,251	1,997	6,471
Wales	1,174	1,145	1,992	5,871

*includes people living with both Drusen, an early stage age-related macular degeneration, and late stage age-related macular degeneration

Source: RNIB sight loss data tool version 4.3.1

Deaf and hard of hearing

Loss of hearing can be mild, moderate, severe or profound. It can affect one or both ears. Hard of hearing is normally used for people with mild to severe hearing loss. The term Deaf is normally used to describe people with profound hearing loss. There are various ways to communicate, including Sign Language, lip reading, fingerspelling, deafblind fingerspelling and written words.

The RNID estimate that one on five adults in the UK is Deaf or has hearing loss. For people over 50, around 40% are estimated to have some form of hearing loss. this rises to 71% of people aged over 70. Up to 75% of people in care homes are affected (National Institute for Health and Care Excellence, 2019).

Hearing loss can lead to withdrawal from social situations, emotional distress, and depression. Research shows that it increases the risk of loneliness. Hearing loss can increase the risk of dementia by up to five times, but evidence also suggests that hearing aids may reduce these risks.

Table 47: Number and rate per 100,000 of people estimated to be living with hearing impairments, 2021

Local council	Estimated number moderate or severely hearing impaired	Rate moderate or severely hearing impaired	Estimated number profoundly hearing impaired	Rate profoundly hearing impaired
Anglesey	9,580	13,677	210	300
Gwynedd	15,300	12,283	350	281
Conwy	17,700	15,102	420	358
Denbighshire	12,300	12,853	270	282
Flintshire	17,900	11,467	380	243
Wrexham	15,000	11,033	320	235
North Wales	87,780	12,548	1,740	249
Wales	360,000	11,418	7,940	252

Source: RNIB sight loss data tool version 4.3.1

Deafblindness

The term deafblind covers a wide range of different conditions and situations. We use this term for the purposes of this assessment to mean people who have 'sight and hearing impairments which, in combination, have a significant effect on their day to day lives'. There are approximately over 390,000 people in the UK who are deafblind, with this figure set to increase to over 600,000 by 2035. If you would like more detailed estimates, please [contact Sense Information and Advice](#).

Deafblindness is also known as dual sensory loss or Multi-Sensory Impairment. People who are deafblind, include those who are congenitally deafblind and those who have acquired sensory loss. The most common cause however is older age. Deafblindness can cause problems with communication, access to information and mobility. Early intervention and support provides the best opportunity of improving a person's well-being (Sense, 2016).

Estimates of the number of people with co-occurring vision and hearing impairments suggest that by 2030, in the region of 1% of the population of North Wales will be deafblind. The proportion of deafblind people increases significantly with age.

Table 48: Number and rate per 100,000 of people estimated to be living with any dual sensory loss, 2021

Local council	Estimated number with dual sensory loss	Rate with dual sensory loss
Anglesey	560	800
Gwynedd	910	731
Conwy	1,070	913
Denbighshire	710	742
Flintshire	1,040	666
Wrexham	880	647
North Wales	5,170	739
Wales	21,300	676

Source: RNIB sight loss data tool version 4.3.1

Mental health and well-being

Shoham et al (2019) investigated whether people with sensory impairment have more depressive and anxiety symptoms than people without sensory impairment. The study used analysed data from the Adult Psychiatric Morbidity Survey (2014) and found that 19% of people with hearing impairment, 31% with distance visual impairments and 25% with near visual impairments had clinically significant psychological morbidity. The authors found that social functioning accounted for around 50% of these relationships between sensory impairment and psychological morbidity (Shoham et al. 2019).

Deaf people are more likely to have poor mental health – up to 50%, compared to 25% for the general population (Understanding disabilities and impairments, UK Government, 2017). Depression in adults with a chronic physical health problem is well recognised and there is a significant amount of evidence on effective care and support. As well as management and treatment, the evidence supports the positive impact of information provision, group physical activities and support programmes (NICE, 2012).

Housing needs and homelessness

People living in the most deprived areas have higher levels of hearing and visual impairment, and also long-term health problems, particularly chronic respiratory conditions, cardiovascular disease and arthritis (Public Health Wales, 2016b).

People in these areas also may be living in poor conditions.

Housing has an important effect on health, education, work, and the communities in which we live. Poor quality housing, including issues such as mould, poor warmth and energy efficiency, infestations, second-hand smoke, overcrowding, noise, lack of green space and toxins, is linked to physical and mental ill health as well as costs to the individual, society and the NHS in terms of associated higher crime, unemployment and treatment costs (Public Health Wales, 2015). Health problems associated with these issues include respiratory problems, depression, anxiety, neurological, cognitive, developmental, cardiovascular and behavioural conditions, cancers, poisoning and death (Public Health Wales 2016a).

Dealing with hazards, such as unsafe stairs and steps, electrical hazards, damp and mould growth, excessive cold and overcrowding, costs around £67 million per year to the NHS in Wales (Public Health Wales, 2015). The wider cost to society, such as poor educational attainment and reduced life chances were estimated at £168 million a year. It was estimated that the total costs to society could be recuperated in nine years if investment was made to address these problems (Public Health Wales, 2016).

Each local council is required to produce a Local Housing Market Assessment, which provides information and evidence of housing need. It is used to inform the Local Housing Strategy and Local Development Plan, through setting the overall affordable housing need in an area. Local councils have also produced a Local Housing Prospectus, which outlines their priorities for the Social Housing Grant programme.

A council's approach to homelessness prevention and housing support services is set out in their Housing Support Programme Strategy. It includes both statutory homelessness functions funded through the revenue settlement and non-statutory preventative services funded through the Housing Support Grant.

Adaptations to housing can help maintain or regain independence for people with physical disability or sensory impairment. There are a range of initiatives which can

assist with housing adaptations, some provided through local councils and some through third sector support agencies.

Extra care housing schemes can give a balance between living in a person's own home and having on-site dedicated care and support if needed. Residential and nursing care provides accommodation with trained staff on hand day and night to look after a person's needs. Respite services are often available in these schemes, provided in partnership with BCUHB.

Inclusive design and planning requirements

Inclusive design aims to remove the barriers that create undue effort and separation. It enables everyone to participate equally, confidently and independently in everyday activities. Inclusive design is everyone's responsibility. This is an important consideration in the development or redesign of facilities and services.

Meeting access needs should be an integral part of what we do every day. We should use our creativity and lateral thinking to find innovative and individual solutions, designing for real people. By designing and managing our environment inclusively, difficulties experienced by many – including people with a disability or sensory impairment, but also older people and families with small children – can be reduced.

The built and natural environment is a key determinant of health and well-being. The way places are can impact on the choices made such as travel, recreational choices and how easy it is to socialise with others. The planning system is required to identify proactive and preventative measures to reduce health inequalities. For example, through providing opportunities for outdoor activity and recreation, active travel options, enabling connections to social activity, reducing air and noise pollution and exposure to it, and seeking environmental and physical improvements.

Planning Policy Wales sets out five key planning principals, which are vital to achieving the right development in the right place. Facilitating accessible and healthy environments is one. Land use planning and the places created should be accessible to all and support healthy lives. They should be barrier free and inclusive to all. Built and natural environments should be planned to promote mental and physical well-being. Creating and sustaining communities is another planning principal and seeks to work in an integrated way to maximize well-being.

This links to the national sustainable placemaking outcomes, including facilitating accessible and healthy environments, which provide equality of access and supports a diverse population. Environments should promote physical and mental health and well-being. Developments should be accessible by Active Travel. Development proposals should place people at the heart of the design process. Ensuring ease of access for all is also listed as an objective of good design. Proposals must address this, including making provision to meet the needs of people with sensory, memory, learning and mobility impairments, older people and people with young children.

It has been found that good quality housing and well planned developments with enabling environments can have a significant impact on the quality of life of people living with dementia. If a development is planned well for people living with dementia, it is also planned well for everyone, including older people, disabled people and children.

Well planned developments and communities can also impact positively on mental health, through factors such as noise, pollution, access to green space, services and the appearance of a local area. An accessible and inclusive environment, where everyone can participate in society is important to enhancing and protecting well-being and mental health.

The Royal Town Planning Institute has produced practice guidance on mental health and planning and dementia and planning.

6.8 Neurological conditions

There are more than 250 recognised neurological conditions. In Wales, there are approximately 100,000 people living with a neurological condition that has a significant impact on their lives. Each year approximately 2,500 people are diagnosed with a neurological condition, including Parkinson's disease, epilepsy, multiple sclerosis or motor neurone disease (Neurological Conditions Delivery Plan 2017). The care and support needs of people with neurological conditions can vary from living with a condition to requiring help for most everyday tasks.

The Neurological Conditions Delivery Plan 2017 states that in the near future, the numbers of people with neurological conditions will likely increase due to increased life expectancy, improved survival rates and improved general health care. A key recommendation from the delivery plan is for health boards and local authorities to

develop neurological education frameworks to support training for staff to better understand the needs of those with neurological conditions and their carers.

6.9 What are people telling us

Physical disability and sensory impairment services

What is working well

One service user reported that they are “struggling to get the support they need.”

Others thought that the Accessible Health Service and BCUHB’s diversity work is working well, as well as the provision of aids, adaptations and the befriending service offered by the Live Well with Hearing Loss project.

A service provider commented that partnership work with local social service departments and third sector organisations is strong, which supports delivery of a wide range of quality services, networking and sharing good practice.

What needs to be improved

Access to information and advice in alternative formats is a big challenge for service users with sensory and physical disabilities, in particular information from local authorities and the NHS. Printed material is not appropriate for many, while the increase in online only access to services and information is a major barrier for others.

For Deaf people in North Wales, the provision of information, advice and assistance (IAA) is described as a “postcode lottery”, where some people can access support Monday to Friday 9am to 5pm, while others are limited to certain days of the week. More generally, Deaf people find it difficult to access many activities, as there is no communication provision.

People with disabilities, especially younger adults with disabilities have limited access to care and support that is person centred. People have to wait too long for assessments and support, and communication with social workers needs to be improved.

Those with disabilities that are invisible, fluctuating or rare, can find themselves excluded from services because they fail to meet certain criteria, such as ‘full-time

wheelchair use'. In fact, many wheelchair users have some mobility. Services are therefore creating a 'disability hierarchy', rather than responding to individual needs.

Lack of care staff is a concern, which means care is provided at a time that suits the care agency, rather than when the client needs it. Staff sickness and holidays are not always being covered.

The Flintshire Disability Forum have identified three main issues. These include accessible toilet facilities, transport and technology. Transport issues raised include:

- Despite funding to community organisations, accessible transport is limited.
- Transport for Wales recommends that individuals' who require assistance to access the train, book at least 6 hours in advance.
- In regards to buses, not all floors are low enough for wheelchair/scooter access. This needs to be checked before planning a journey.
- Individuals are advised to call 24 hours before their journey if they require assistance.
- Community transport only runs Monday-Friday, 9am-5pm.

NHS services (general health services)

What is working well

Few respondents commented on the health services that are working well. They highlighted the following:

- The service received at Bron Ffynnon Health Centre, Denbigh is commendable, and the care received at Glan Clwyd Hospital's Cardiology department is priceless.
- Social care workers value their close collaboration with primary health professionals.
- Many were grateful for the support from environmental health and NHS service during the pandemic.
- Care workers reported that health services for young people are working well to ensure that they receive the correct health support and advice, especially around sexual health advice, getting registered with a GP and referral to Community Dental Services.

What needs improving

A range of services were mentioned as needing improving including:

- Improved end of life support, particularly at nights.
- Continence products are very poor quality and people often use more than is predicted for.
- Speech and language therapists should give more time to non-verbal children.
- Improve older people's access to dental care to avoid impact of oral conditions and dental issues. This includes care home residents receiving dental care in their care home.

6.10 Services currently provided

In 2017, the Welsh Government published a Framework for Action for Wales, 2017-2020, Integrated framework of care and support for people who are D/deaf or living with hearing loss. The North Wales Clinical Care Group for Hearing Loss is working on priorities identified by people living in North Wales, who are hearing impaired. Conwy Council, along with the third sector and health, are participant in this work. Two years ago Conwy introduced Sign Live to all public reception areas of the Council enabling people who use BSL as their first language to communicate with the Council through an online interpreter.

Wales Co-operative Centre, via 'Care to Co-operate', its former co-operative development project, supported a group of Deaf people to fill the gap in services, while Conwy Council invested in Sign Live. Supporting the community to take control and use their own voices, a new service emerged that responds absolutely to their requirements and aspirations, which can develop and grow with further investment from commissioners in social value models. Here's an extract from the case study:

'Conwy Deaf Translation and Support Service, a co-operative by Deaf people for Deaf people, meet regularly to help sort the troubles their community has. It's more than a translation service too – people come for help with many things, it could be questions on social media, or advice on private matters. The co-operative have created a place where the Deaf community feel comfortable to get the assistance they need. This is so important, as 40% of Deaf people have a mental health condition, and the services offered make a huge difference to the well-being of their

members. Conwy Deaf Translation and Support Service have made daily life more accessible for their community – the way it should be everyone!’

Community Support Initiative

In October 2018, organisations were commissioned to deliver services in the community for citizens in Flintshire who are living with a disability. Each contract was awarded to a different third sector organisation following a tender process.

Each service was designed to deliver support for individuals in the community living with a disability, enabling and supporting their independence and maintain their well-being. The services were designed to capture individuals in the community who may not have had involvement with statutory services yet, supporting them to maintain their independence and not require statutory intervention unnecessarily, with the exception of the Sensory Loss Service which is a statutory obligation of the Local Authority

In the initial stages of the contracts the four organisations, in accordance with the Social Services and Well-being Act principles, agreed to work collaboratively together to support one another in the delivery of these services. They termed this partnership the ‘Community Support Initiative’.

Community Enrichment and Transport – Keyring Scheme:

- Enable adults and children with disabilities to feel valued and to actively contribute and participate.
- Engage adults and children with disabilities, working with them to recognise and harness their strengths, resources and skills.
- Provide information and advice regarding local transport and facilitate training for safe and equal access to transport.
- Provide advice, resource, practical training and support to help people with disabilities to establish and sustain projects and initiatives.
- Support the growth of active and sustainable communities and developing initiatives in local communities.
- Offer access to technical expertise and support to start-up projects and let the communities continue to support them to grow.
- Provide information and guidance relating to funding streams and fundraising opportunities.

Sensory Loss – Deafness Support Network (DSN):

- Rehabilitate, habilitate and re-able people with sensory loss.
- Enhance quality of life, promote continuing independence and raise awareness of sensory loss in communities.
- Centre on re-ablement, enabling people to do things for themselves (in contrast to the traditional service models) to maximise their ability to live life as independently as possible.
- Enable children and adults with a sensory loss to live more independently and develop skills that otherwise would have been learnt incidentally. This is vital where an individual has lost, been unable, or is delayed in developing those skills as a result of their sensory loss.
- Support individuals through required registration processes, where appropriate.

Technology and Equipment – Centre of Sight and Sound:

- Give people the skills and confidence to use local and online resources.
- Research and evaluate new equipment and technology solutions.
- Identify additional support needs for individuals to enable them to access information & advice.
- Hold community training workshops for people who require extra support.
- The service will recognise the need for specialist provision and refer on to other providers, social service teams, health bodies and other relevant groups.

Wrexham Borough Council currently contract with Vision Support and Deaf Support Network who form part of the Single Point of Access Offer. These services are currently under review with recommendations to follow. Initial findings are that there is a gap in provision for the assessment of people with dual sensory loss and that assessors trained to this standard are in short supply. We will consider how to accommodate these services to better support citizens with dual sensory loss within future service development and commissioning plans.

Wrexham Borough Council are also engaged with BCUHBs regional Hearing Loss Project, which aims to support citizens with hearing loss at a preventive level with

less clinical intervention. Care staff across Wrexham are being trained in how to support with low level repair and maintenance of hearing aids.

Rehabilitation officers for visually impaired

The role of the Rehabilitation Officer for Visually Impaired (ROVI) is to build confidence; provide emotional support; regain lost skills and teach new skills; and maintain and promote independence and choice. These skills will enable people with sight loss to live safely and contribute to society as active citizens. The ROVI is the only qualified worker to make an assessment of need in the case of people with sight loss and to deliver specific interventions. Not all local authorities in North Wales reach the recommended minimum number of ROVIs in post.

Wales Council of the Blind have highlighted the following recommendations in their report Rehabilitation Officer for Visually Impaired: Addressing a workforce crisis in Wales:

- Scarcity of trained rehabilitation officers in Wales and workforce planning;
- Continuing Professional Development;
- A Wales-based rehabilitation degree;
- Consistent screening of service users;
- Outcome and experience measures for service users;
- Recognition of the importance of ROVI support;
- Support for the workforce.

6.11 Covid-19

The table below provides an overview of Covid-19 in the North Wales area including total cases, hospital admissions and deaths in hospital by local authority area.

Table 49: Covid-19 hospital admissions and deaths up to October 2021

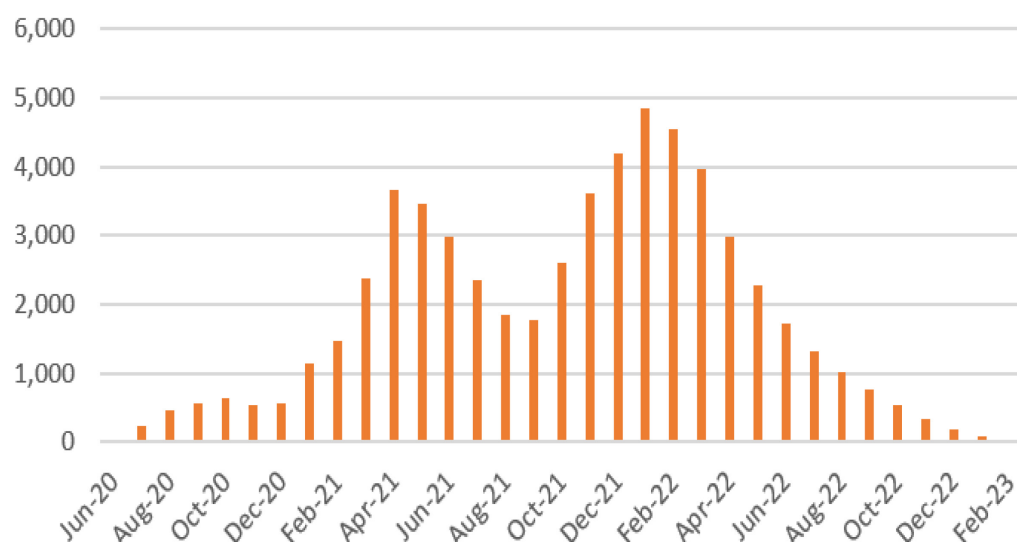
Local council	Total cases	Hospital admissions	Deaths (in hospitals)
Anglesey	4,883	202	81
Gwynedd	8,650	287	122
Conwy	10,434	498	181
Denbighshire	10,428	387	164
Flintshire	17,213	475	204
Wrexham	17,771	711	269
North Wales	69,379	2,560	1,021

Source: Covid-19 Dashboard data, BCUHB, October 2021

A key issue emerging as a result of the Covid-19 pandemic for the health and social care sector, is the management of people with symptoms of 'long-covid'. The Office for National Statistic has placed a 15% assumption of long-covid cases emerging amongst those who have tested positive for the virus. Based on this assumption, BCUHB have modelled predicted long-covid caseloads as the most likely and reasonable worst case scenarios as part of the BCUHB Long-Covid Recovery Programme.

It estimates that around 700 patients are already in the system awaiting long-covid services to commence. The modelling estimates that there could be a further 7,000 patients who may acquire long-covid over the coming 12 to 18 month period. The data underpinning these models is updated on a monthly basis and is subject to change in caseloads. This estimate was provided in September 2021.

Chart 19: Predicted long-Covid caseloads BCUHB as of September 2021



Source: BCUHB

Impact on health and social care services

The Covid-19 pandemic has had a significant impact on the delivery of services across Wales. Much of this is also reflected in North Wales and includes:

- Reduced capacity in emergency departments and hospitals as a whole.
- Disruption of clinical services resulting in significant backlogs.
- The number of people waiting over 52 weeks is at its highest ever.
- People are delaying contacting their GP about symptoms, which could impact on treatment and outcomes.
- Increase in demand for mental health services, including an estimated 25% increase in demand for hospital services.

The impact of Covid-19 is wider than the impact on public health. This is explored in more detail for each of the chapters and a rapid review document is available with in-depth analysis of the impact of Covid-19 on those with care and support needs.

6.12 Equalities and human rights

In May 2013 the Minister for Health and Social Services wrote to all health boards introducing the All Wales Standards for Accessible Communication and Information for People with Sensory Loss. The purpose of the standards is to ensure that the communication and information needs of people with a sensory loss are met when accessing healthcare services. Effective and appropriate communication is

fundamental to ensuring services are delivered in ways that promote dignity and respect. The evidence also demonstrates that ineffective communication is a patient safety issue and can result in poorer health outcomes. The standards have informed the objectives of the health board's objectives within the Equality and Human Rights Strategic Plan (BCUHB, 2016).

As a result of the Covid-19 pandemic, people with sensory loss were especially disadvantaged by the guidance and restrictions including measures pertaining to social distancing, face masks and perspex screening. As detailed in the Locked Out report, disabled people have experienced these additional exclusions as a result of the pandemic. The report states that this has been caused by a lack of co-production with disabled people.

6.13 Safeguarding

Protection from abuse and neglect is noted as one of the key aspects of well-being described above. People with long-term health needs, a physical disability or sensory impairment may fall within the definition of an adult at risk. People who have communication difficulties, as a result of hearing, visual or speech difficulties may be particularly at risk, and may not be able to disclose verbally (Adult Protection Fora, 2013). We should not assume that all adults with a physical disability or sensory impairment are vulnerable, however, but should be aware of potential increased risk factors.

6.14 Violence against women, domestic abuse and sexual violence

As with older people, and any adult with care and support needs, those with health and physical needs, including sensory impairment, may be particularly vulnerable due to their health conditions and thus, be reliant on other people for their care needs, thus increasing a sense of isolation.

Studies have shown that disabled women are twice as likely to experience domestic abuse and are also twice as likely to suffer assault and rape (Safe Lives: 2017).

This may mean that these individuals are at risk of, or living with, abuse and/ or neglect subject to the Social Services and Wellbeing (Wales) Act 2014. This means

that they often require a holistic approach that endeavours to keep them safe, while promoting independent living and addressing ongoing care needs.

Again, there is no specific data for those with sensory impairments who are living with domestic abuse across the region, however, it is possible that these conditions may be considered a disability by most agencies. Therefore, in terms of disability across the region, it is estimated that as of 16th September 2021, 12 month rolling MARAC data showed that between 0-2.3% cases deemed as “high risk” involving disability were heard at MARAC.

As MARAC data covers high risk cases and domestic abuse is an underreported crime, it is reasonable to assume that these figure are an underrepresentation of the true picture. Once again, local authorities should have procedures in place for identifying domestic abuse and signposting to the relevant designated lead for safeguarding. A referral to MARAC can be considered in conjunction with pre-existing care that individuals may already be receiving.

The Social Services and Wellbeing (Wales) Act makes reporting a child or adult at risk a statutory duty and also has an obligation to undertake an assessment of the individual and carers’ needs. An assessment may include a consideration of the individual’s housing needs and other support needs.

Across the region, specialist services available to support those experiencing domestic abuse include Independent Domestic Violence Advisor support, floating support, crisis support, group programmes, advocacy support for current and historic abuse, and sexual abuse and a referral centre.

6.15 Welsh language considerations

As per the More Than Just Words Framework and Action Plan, all health and social care services must provide the active offer for those who wish to access support in Welsh. BCUHB publish a [Welsh Language Services Annual Monitoring Report](#) it sets out the work undertaken to meet the requirements of the Welsh language standards.

March 2019 marked the end of the three-year period covered by the Welsh Government’s follow-on More than just words... strategic framework. A 2019-2020 Action Plan was developed to provide a structure for continued progress in relation to the promotion and provision of Welsh language services in health, social services, and social care.

The Health Board continues to make progress against the plan and is pro-active in all its theme areas:

Theme 1 – increasing the number of Welsh speakers

Theme 2 – increasing the use of the Welsh language

Theme 3 – Creating favourable conditions – infrastructure and context

Partnership working is also a key element in delivering More than just words, with integrated working becoming even more prominent. The Health Board was primarily responsible for the establishment of the North Wales More than just words forum. This is a multi-agency group established to facilitate continued regional implementation. The forum did not meet during the past reporting year due to cross-sector commitments in tackling the Covid-19 pandemic. Networking continued, however, with support and information circulated amongst members to support each other during these challenging times.

The forum will resume its meetings during the second half of 2021-2022. One of the main principles of More than just words is the “Active Offer”, with priority focused on bringing the “Active Offer” to the front line. The Health Board was instrumental in developing a key approach to identifying language choice through its award-winning Language Choice Scheme, which provides the backdrop for successful delivery of the “Active Offer”.

6.16 Socio-economic considerations

In the UK the percentage of working age disabled people living in poverty is 27%. This is higher than the percentage of working age non-disabled people which is 19% (Scope, 2018 / 2019). Recent research has reinforced earlier evidence of the link between socio-economic deprivation and health inequalities. We know, for example, that there are significant differences in life expectancy and in the prevalence of limiting long-term illness, disability and poor health between different socio-economic groups (Public Health Wales, 2016a).

People living in the most deprived communities experience more years of poor health and are more likely to have unhealthy lifestyles and behaviours than people in the least deprived communities. As a result, the most deprived communities experience higher levels of disability, illness, loss of years of life, productivity losses and higher welfare dependency (Public Health Wales, 2016a).

Reforms made to the welfare system are having a greater impact across all groups in Wales (Is Wales Fairer? 2018), however, it is pulling more people from certain groups, such as those with disabilities, into poverty. The 'Is Wales Fairer?' report states that disabled people are falling further behind. In Wales, one in five pupils with additional learning needs (ALN) will achieve five GCSE's at grade A* - C, compared with two-thirds of pupils without ALN.

A number of studies and reports indicate that those with sensory impairments, such as sight and hearing loss, face greater socio-economic inequalities. A broad analysis of multiple studies for hearing loss was undertaken by the University of Manchester (2021), which highlighted four broad themes of inequality:

- a. There might be a vicious cycle between hearing loss and socio-economic inequalities and lifestyle factors.
- b. Socio-economic position may interact with less healthy lifestyles, which are harmful to hearing ability.
- c. Increasing health literacy could improve the diagnosis and prognosis of hearing loss and prevent the adverse consequences of hearing loss on people's health.
- d. People with hearing loss might be vulnerable to receiving low-quality and less safe health care.

Living with a person who has a disability makes relative income poverty more likely for children and adults of working age. In the latest period 2017-18 to 2019-20 (Welsh Government, Relative Income Poverty, 2021):

- 38% of children who lived in a family where there was someone with a disability were in relative income poverty compared with 26% of those in families where no-one was disabled.
- For working-age adults, 31% who lived in a family where there was someone with a disability were in relative income poverty compared with 18% of those in families where no-one was disabled.

6.17 Conclusions and recommendations

It is recommended that, in line with all legislation, policy and guidance, the following recommendations and priorities are progressed to meet the vision for those with a

general or chronic health need, physical disability and sensory impairment within the North Wales region:

- **Prevention and early intervention:** unhealthy behaviours increase the risk of poorer general health. A focus on prevention and early intervention to increase healthy behaviours, such as smoking cessation, active transport, physical activity, accessible outdoor spaces and environment, reduction in poverty and socio-economic inequality, will have long term impacts on the general health and well-being of residents within North Wales. These factors are further explored in the well-being assessments across the region.
- **Accessibility of public services / spaces:** responders flagged issues with access (including transport links and other access to public spaces such as toilets) to public spaces, including issues with transport and access to facilities such as toilets. Transport links were especially an issue in more rural areas, where social isolation can be more profound due to lack of public transport infrastructure. As a region, service providers should be mindful of accessibility for those with a physical impairment or sensory loss. This has been made more profound during the Covid-19 pandemic. Work streams for care closer to home and in the community will assist in underpinning this recommendation.
- **Accessible information:** responders flagged that often they have found information materials they receive are not readily accessible. It is imperative that services ensure that all of their materials providing information or guidance, are readily accessible in formats for all users. Printed material is not always suitable for people with sensory loss and the move to digital / online services has also worsened access for many. Services should be mindful that information must be available in accessible formats.
- **Social model of disability:** continue with the way in which health and social care services across North Wales reflect this model within their service planning and delivery reaffirming their commitment to its principles.
- **Co-production of services:** linking strongly with the above commitment to the social model of disability, co-production is a key principle to ensure that disabled people are involved with decision-making around services they may access. A focus should also be on social value delivery models in line with the principles of the Social Services and Well-being Act.

7. Learning disabilities

7.1 About this chapter

This chapter includes an assessment of the needs of adults with learning disabilities and adults with autism who also have learning disabilities. Included within this section are young people defined as 16 to 25 years old receiving transitional services. Although some reference is made to all age profiles within this chapter, the focus is on adults and older people.

A detailed assessment and further information about children and young people with learning disabilities, autistic adults who do not have learning disabilities and carers of people with learning disabilities and autism can be found in the following chapters:

- [Children and young people](#)
- [Carers](#)
- [Autism](#)

What do we mean by the term learning disability?

The term learning disability is used to describe an individual who has:

- A significantly reduced ability to understand new or complex information, or to learn new skills (impaired intelligence); and / or
- A reduced ability to cope independently (impaired adaptive functioning), which started before adult-hood and has a lasting effect on development (Department of Health, 2001).

What do we mean by the term profound and multiple learning disabilities?

The term profound and multiple learning disability (PMLD) is used to describe people with more than one impairment, including a profound intellectual impairment (Doukas et al., 2017). It is a description rather than a clinical diagnosis of individuals who have great difficulty communicating and often need those who know them well to interpret their responses and intent. The term refers to a diverse group of people who often have other conditions, including physical and sensory impairment or complex health needs.

What do we mean by the term autism?

The term autism is used to describe a lifelong development condition that affects how a person communicates with, and relates to other people. Autism also affects how a person makes sense of the world around them. It is a spectrum condition, which means that, while all people with autism share certain difficulties, the condition will affect them in different ways. Around 50% of autistic people also have a learning disability. Further detailed information on the needs of autistic people can be found in the [Autism chapter](#).

7.2 What we know about the population

The data below is based on the learning disability registers maintained by local councils, which only include those individuals who are known to social care services. The actual number of people with a learning disability is likely to be higher. Better Health Care for All estimates that 2% of people have a learning disability. Daffodil estimates indicate that there are around 13,000 people with a learning disability in North Wales.

The table below shows the number of people listed as having a learning disability on GP registers in North Wales. The number has increased across all local authorities in North Wales and Wales as a whole in the five years from 2015-2020. The rate per 100,000 for North Wales is slightly higher than the Wales rate, 516 compared to 487. Flintshire had the lowest rate in North Wales at 390 per 100,000 population. Denbighshire had the highest at 756.

Table 50: The number and rate per 100,000 with a learning disability on the GP register

Local council	2015 number	2015 rate	2020 number	2020 rate	Change number
Anglesey	320	455	340	478	20
Gwynedd	630	511	720	577	100
Conwy	530	452	590	496	60
Denbighshire	710	749	730	756	20
Flintshire	580	378	610	390	30
Wrexham	600	445	640	470	40
North Wales	3,370	485	3,630	516	260
Wales	14,180	458	15,450	487	1,270

Numbers have been rounded so may not sum

Source: General Medical Services Quality and Outcomes Framework Statistics for Wales, Welsh Government, and Mid-year population estimates, Office for National Statistics

The following table displays data for 2019/20 and 2020/21. This data has been collated by BCUHB from social services registers.

Table 51: The number with a learning disability on the social services register

Local council	2019-20 number	2020-21 number
Anglesey	325	310
Gwynedd	570	605
Conwy	495	510
Denbighshire	425	425
Flintshire	540	490
Wrexham	555	525
North Wales	2,880	2,865

Numbers have been rounded so may not sum

Source: local council social service registers, collated by BCUHB

Children and young people with learning disabilities

In 2018-19, there were 770 children (age 0-16) on the learning disability register in North Wales. This number has increased from 680 in 2014-15. This trend is opposite

to Wales as a whole, where there was a decrease. Rates for North Wales were much higher at 618 per 100,000 population in 2018-19, when compared to the rest of Wales at 416. There was an increase in the number of children on the register in Conwy, Denbighshire, Flintshire and Wrexham. Wrexham had the lowest rate of children in the register for North Wales at 328 per 100,000 population, compared to the highest in Flintshire, at 1,218 per 100,000. The differences in data could be explained by differing criteria used for data collection at a local level. For example, where Gwynedd has a decrease this might not be the case. The data has been highlighted by the local authority to be treated with caution.

Table 52: the number and rate per 100,000 of children on the learning disability register in North Wales

Local council	2014-15 number	2014-15 rate	2018-19 number	2018-19 rate	Change number
Anglesey	-	-	-	-	-
Gwynedd	130	627	80	388	20
Conwy	120	639	140	721	30
Denbighshire	80	467	110	654	70
Flintshire	280	978	350	1,218	20
Wrexham	70	251	90	328	-50
North Wales	680	546	770	618	90
Wales	2,840	512	2,340	416	-500

Numbers have been rounded so may not sum

The Wales and North Wales totals do not include Anglesey.

Source: Local authority register of persons with learning disabilities (SSDA901) data collection, Welsh Government, and Mid-year population estimates, Office for National Statistics

Medical advances have had a positive impact with more young people with very complex needs surviving into adulthood (Emerson and Hatton, 2008). Services will need to adapt to make sure they can meet the needs of these young people as they make the move into adult services.

Statutory services are responding to these demographic changes. For example, Flintshire County Council have established a Child to Adult Team to help prepare young people with learning disabilities for adulthood. The team has invested in training to embed the principles and actions required in the Social Services and

Well-being (Wales) Act 2014 for children with disabilities. This includes a focus on hearing the voice of the child, the child's lived experience and working to achieving personal outcomes.

The Additional Learning Needs and Education Tribunal (Wales) Act 24 January 2018 has been implemented as of September 2021. The Act and relevant code creates the legislative framework to improve the planning and delivery of additional learning education provision. It applies a person-centred approach to identifying needs early, putting in place effective support and monitoring, and adapting interventions to ensure they deliver desired outcomes.

Please see the children and young people chapter for more information including the impact of the COVID-19 pandemic on children and young people with learning disabilities.

Adults with learning disabilities

In 2018-19, around 2,630 adults aged 16-64 were receiving learning disability services arranged by local councils in North Wales. There has been an overall increase in the number of people receiving services across North Wales in the past five years as shown in the table below. This again, is different to the overall trend for Wales, where there is a decrease in the number on the register. Flintshire saw the highest increase by far of those on the register, with an increase of 120 people. Wrexham, Gwynedd and Conwy all saw a decrease of 20 people on the register.

Table 53: the number and rate per 100,000 of adults aged 16-64 receiving learning disability services in North Wales between 2014-15 and 2018-19

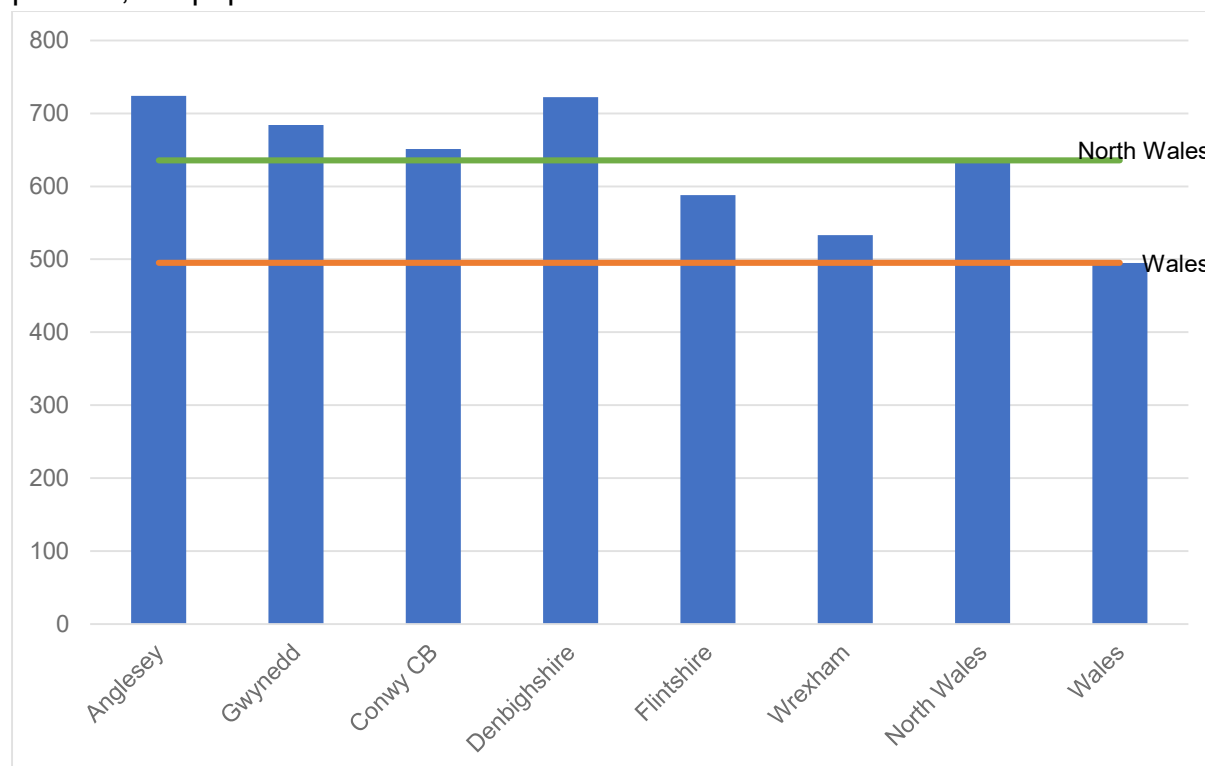
Local council	2014-15 number	2014-15 rate	2018-19 number	2018-19 rate	Change number
Anglesey	270	659	290	724	20
Gwynedd	530	718	510	684	-20
Conwy	450	671	430	651	-20
Denbighshire	380	681	400	722	20
Flintshire	440	462	550	588	120
Wrexham	470	552	440	533	-20
North Wales	2,540	608	2,630	636	90
Wales	11,040	574	9,520	495	-1,520

Numbers have been rounded so may not sum

Source: Local authority register of persons with learning disabilities (SSDA901) data collection, Welsh Government, and Mid-year population estimates, Office for National Statistics

The chart below shows the differences in the rate of adults aged 16-64 with learning disabilities receiving services in North Wales. The total number of people aged 16-64 in North Wales with a learning disability is 636 per 100,000 people. This is higher than the figure for Wales as a whole which is 495 people for each 100,000. In 2014-15, the rates for North Wales and Wales were comparable, 608 compared to 574 people per 100,000. Anglesey and Denbighshire have the highest rates at 724 and 722 per 100,000 population. Wrexham had the lowest at 533 per 100,000.

Chart 20: the rate of adults with learning disabilities aged 16-64 receiving services per 100,000 population 2018-2019



Source: Local authority register of persons with learning disabilities (SSDA901) data collection, Welsh Government, and Mid-year population estimates, Office for National Statistics

Older people with learning disabilities

In 2018-19, there were 300 people aged 65 and over with a learning disability in North Wales, who were known to services. This is a rate of 185 per 100,000 population for North Wales, compared to a much higher rate of 359 per 100,000 for Wales as a whole. North Wales has seen a small increase in the numbers registered, whereas Wales has seen a decrease. Flintshire has the lowest rates at 119 per 100,000 population, compared to Gwynedd with the highest at 252.

Table 54: the number and rate per 100,000 of adults aged 65+ receiving learning disability services in North Wales between 2014-15 and 2018-19

Local council	2014-15 number	2014-15 rate	2018-19 number	2018-19 rate	Change number
Anglesey	30	189	30	183	0
Gwynedd	60	235	70	252	10
Conwy	60	181	50	165	0
Denbighshire	50	226	50	218	0
Flintshire	40	119	40	119	0
Wrexham	40	153	50	189	10
North Wales	280	181	300	185	20
Wales	2,840	462	2,340	359	-500

Numbers have been rounded so may not sum

Source: Local authority register of persons with learning disabilities (SSDA901) data collection, Welsh Government, and Mid-year population estimates, Office for National Statistics

Current trends in North Wales show an overall increase of around 20 people in the number of aged 65 and over receiving learning disability services between 2014-15 and 2018-19, however this number has fluctuated during this time.

People with a learning disability are living longer. This is something to celebrate as a success of improvements in health and social care. Median life expectancy in the UK for people with Down syndrome is 58 years, this is a dramatic increase from mean life expectancy of 12 years in 1940's. Morbidity and mortality remain higher than for the general population and for those with other disability at all ages.

People with learning disabilities tend to have a higher incidence of chronic health problems. People with Down syndrome are more susceptible to respiratory and gastrointestinal infections as well as heart conditions (Public Health England, 2018). People with learning disabilities are more at risk of developing dementia as they get older (Ward, 2012). The prevalence of dementia among people with a learning disability is estimated at 13% of people over 50 years old and 22% of those over 65 compared with 6% in the general older adult population (Kerr, 2007). The Learning Disability Health Liaison Service in North Wales report that people with learning disabilities are four times more likely to have early onset dementia.

Studies have shown that one in ten people with a learning disability will develop young onset dementia (Dementia UK, 2021). The number of people with Down syndrome who go on to develop dementia are even greater with:

- One in fifty developing the condition aged 30 to 39.
- One in ten aged 40 to 49.
- One in three people with Down Syndrome will have dementia in their 50s.

The growing number of people living with a learning disability and dementia presents significant challenges to care services and the staff who work with them, to provide the right type of support. Older people with learning disabilities have increasingly complex needs and behaviours as they get older, which can present significant challenges to care service. Creative and innovative design and delivery of services is needed to ensure older people with a learning disability achieve well-being.

There are also increasing numbers of older carers (including parents and family) providing care and support for people with learning disabilities. In future there may be an increase in requests for support from older carers unable to continue in their caring role. The Social Services and Well-being (Wales) Act 2014 requires local councils to offer carers an assessment of their own needs. It is important to consider the outcomes to be achieved for carers alongside the cared for person and to support carers to plan for the future. Please see the [unpaid carer's chapter](#) for more information.

Health needs of people with learning disabilities

People with learning disabilities tend to experience worse health, have greater need for health care and are more at risk of dying early compared to the general population (Mencap, 2012). The Covid-19 Pandemic has further exacerbated this. A report from Improvement Cymru (2020) found that those with learning disabilities had a higher rate of mortality from Covid-19 than the general population in Wales.

Data from the Care Quality Commission (2020) also revealed an elevated mortality rate for those with a learning disability compared to the same point in 2019.

Courtenay and Perera (2020) have claimed that people with a learning disability are at increased risk of COVID-19 infection and experiencing more severe symptoms.

Data published in September 2020 by the ONS shows that in the period March to July 2020, 68%, or almost seven in every ten Covid-19 related deaths in Wales were

disabled people. People with a learning disability were disproportionately more likely to die from COVID-19 (AWPF, 2020). Evidence within the Locked Out Report also suggests that this death rate was not the inevitable consequence of impairment, as many deaths were rooted in socio-economic factors (2021).

More generally the following health and well-being factors also impact on those with learning disabilities:

- A person with a learning disability is between 50 and 58 times more likely to die before the age of 50 and four times more likely to die from causes that could have been prevented compared to people in the general population.
- Fewer than 10% of adults with learning disabilities in supported accommodation eat a balanced diet, with an insufficient intake of fruit and vegetables (Health Inequalities & People with Learning Disabilities in the UK: 2012 Eric Emerson, Susannah Baines, Lindsay Allerton and Vicki Welch).
- Between 40-60% of people with a learning disability experience poor mental health without a diagnosis.
- Anxiety disorders, depression and schizophrenia are among the more common mental health problems experienced by people with learning disabilities. Schizophrenia, for example, is three times more common in people with learning disabilities than in the general population (Blair, 2019).
- People with learning disabilities have increased rates of gastrointestinal and cervical cancers.
- Around 80% of people with Down syndrome have poor oral health.
- Around a third of people with learning disabilities have epilepsy (at least 20 times higher than the general population) and more have epilepsy that is hard to control.
- People with learning disabilities are less likely to receive palliative care (Michael, 2008).
- People with learning disabilities are more likely to be admitted to hospital as an emergency, compared to those with no learning disability (Liverpool Public Health Observatory, 2013). This may be due to problems in accessing care and lack of advance planning.
- Fewer adults with learning disabilities who use learning disability services smoke tobacco or drink alcohol compared to the general population. However, rates of smoking are much higher among adolescents with mild learning disabilities (Health Inequalities & People with Learning Disabilities in the UK:

People with learning disabilities often have a poorer experience of health services due to communication issues. Between 50% and 90% of people with learning disabilities have communication difficulties and many people with profound and multiple learning disabilities (PMLD) have extremely limited communication ability.

This may result in diagnostic overshadowing by health professionals attributing symptoms of behaviour to the person's learning disability rather than an illness. This can be a particular issue where needs for support through the Welsh language are not being met (MENCAP, 2007; Welsh Government, 2016). Local councils and BCUHB are addressing these issues by developing accessible information for people with learning disabilities to improve communication, including hospital passports and a traffic light system.

People with a learning disability often have poorer access to health improvement and early treatment services; for example, cancer screening services, diabetes annual reviews, advice on sex and relationships and help with contraception (Liverpool Public Health Observatory, 2013). The Learning Disability Health Liaison Service in BCUHB work across North Wales to raise awareness and reduce inequalities. The work includes promoting annual health checks and health action planning to support people to take responsibility for their own health needs and saying how they want these needs to be met. Each of the three district general hospitals in North Wales have an acute liaison nurses who provide support to people with learning disabilities, hospital staff and carers when a person is accessing hospital services.

North Wales Health Checks Service aims to increase health checks and health screening in North Wales, in particular the service increases awareness of health and wellbeing of people with learning disabilities. The service also provides employment opportunities for 14 people from North Wales with lived experience.

Conwy Connect provide and promote an integrated approach to health checks and screening. They have established a member led peer education team who will deliver workshops online and eventually face-to-face. Drop in health and wellbeing sessions will also be facilitated in partnership with the health board once recruitment has taken place.

As a result of the project there should be an increase in the uptake of health checks across the region, increased uptake of health screening and for people with learning

disabilities to have a greater awareness of their own health and wellbeing needs. Overall, there should be an improvement in the delivery of health care to people with learning disabilities across the workforce.

Additionally, there has been an appointment of a Regional Self Advocacy Officer as a result of a need to bring in new voices to self-advocacy groups across North Wales. This is being taken forward in a partnership between Conwy Connect, NWAAA and All Wales People First. The Self Advocacy Officer is a person with a learning disability and is employed by Conwy Connect. Their role is to link into local organisations and groups across North Wales to raise awareness and promote the benefits of self-advocacy to people with learning disabilities.

This has led to new members from Wrexham and Flintshire joining the regional learning disability participation group. People with learning disabilities do need support to understand what self-advocacy is and by being peer led, this role is helping to increase their access to local self-advocacy services.

These projects have been funded by North Wales Together Learning Disability Transformation Programme. The health check project is modelled on Ace Anglia peer led education project. Ace Anglia also provided mentoring support to Conwy Connect to adapt and implement the project.

Future trends

Based on overall population trends, it is expected that the number of people with learning disabilities needing support is increasing. It is projected that the number of adults aged 18 and over with a moderate learning disability is likely to increase by around 6% by 2035 and people with a moderate or severe learning disability is projected to increase by around 3% by 2035. The increase is most noticeable in the 65 and over age group due to increased life expectancy.

In North Wales it is expected that those aged 65 and over will increase between 20-30% by 2035. Linked to this there is also an increase in older carers who provide support for people with learning disabilities. Children and young people projections indicate that the number of children with learning disabilities is likely to increase slightly over the next 5 to 10 years and then decrease slightly by 2035.

7.3 What people are telling us

What is working well

In response to the regional engagement survey, 110 responses were received for learning disabilities services and support. Responders said that services for people with learning disabilities are working well where they:

- Take a flexible approach.
- Provide different opportunities for people to have a variety of choice of activities or work placements.
- Make good use of community facilities and / or groups.
- Include online and face-to-face activities.
- Support people to learn new skills.

Individuals reported that they appreciated the support they had received during the pandemic from 'good and helpful staff'. One service user praised their work experience at Abbey Upcycling, and others reported:

"I currently receive support from Livability. They've helped me a lot especially through lockdown. Quite a lot of fun was had – they'd ring, we'd play games, had a chat on the What's App group. My support workers have all been wonderful."

"The Salvation Army (Wrexham) are providing my son with Till Training Skills, so that he might one day be able to volunteer in a shop. He has been turned down for this type of work as he lacks these skills. The training is excellent. He has work experience with The Red Cross - this is excellent."

Service providers commented on how well they are working with other agencies and were grateful for the recent support that they received from social services, mentioning Gwynedd and BCUHB. BCUHB is acting as host employer for a project that helps people with learning difficulties gain employment and has developed an 'accessible' recruitment pathway for this purpose.

What needs to be improved

In common with other care services, some respondents commented that much needs to be improved. Council services were described as “poor and too generalised”, and needing “rebuilding from top to bottom”. Again it was suggested that funding be increased, and staff wages improved to reflect their level of responsibility and to encourage them to stay in the job. Waiting times for assessments also need to be reduced.

Support workers could benefit from developing their digital skills to be able to support service users to become connected digitally. In addition, many more social workers and other professionals are needed with specialist skills to support people with complex needs. For example:

“We definitely need more Adult Care Social Workers to help people with a learning disability and autism, like my son. We also urgently need a specialist psychologist for people with a learning disability and autism. There is no-one qualified in Wrexham to do this work. As our son was suicidal, we paid for a specialist psychologist as we were desperate for someone to help him.”

People with learning difficulties said they would like, “More hours for direct payments please so I can go to other places and more often”, and “a non-judgemental support centre, to access information, ask questions, socialise, and share/talk”.

Adults with learning disabilities need more opportunities for work experience and training to develop their confidence and skills. While the availability of Access to Work services is patchy, existing services are lacking referrals and would like more to be done at the point at which people leave college, to help match individuals to the opportunities available. The culture of low expectations and poor perceptions amongst employers needs to be challenged and clear pathways into work for people with learning disabilities need to be created. The local authorities could play a key role, but currently employ very few people with learning disabilities.

More bespoke housing is needed to cater for individual needs, particularly adults with learning difficulties and others with complex disabilities. Step up/step down services are needed, where there is a placement breakdown and an individual needs more intense support for a period, rather than admission to hospital.

The involvement of people in the co-design of care and support services is still an area that needs improving, as well as person-centred approaches to increase the service user's voice and control over own their lives. This could be helped by mandatory training in the values and principles of co-production for all staff, co-delivered by service users.

At a system level, there needs to greater integration of health and social care services, as this has not progressed for learning disability services, since “different models are still in use across the region and joint funding is still an ongoing area of disagreement and dispute”.

The full [population needs assessment consultation report](#) is available on our website.

What people are telling us about services for children and young people with learning disabilities

What is working well:

Few comments were made by respondents around services for children and young people with learning disabilities. Some mention was made of good support from schools and successful joint working across care organisations.

What needs to be improved:

Recommendations for improvement included:

- More funding and staff.
- Better communication between services.
- More activities made available.
- More support for families with children with additional needs, who can be aggressive.

North Wales Learning Disability Strategy consultation 2018

Prior to the regional population needs assessment, an extensive consultation was also held for the development of the North Wales Learning Disability Strategy 2018 - 2023. The consultation included an online questionnaire, discussion groups, interviews and events for service providers and local authority and health staff. The main messages and key themes arising from this consultation were:

- The need for real choice and control with a focus on rights and equality for people with learning disabilities and the importance of taking a person-centred approach.
- More inclusion and integration of people with learning disabilities into the wider community. Including the need for staff training about specific learning difficulties and an awareness that not all disabilities are visible.
- The support people receive from family and providers often works well and there was praise for dedicated and committed staff.
- Joint working between social care and BCUHB was highlighted as working well in some areas, but something that needs to be improved in others, including better information sharing systems.
- There were mixed views about how well direct payments and support budgets worked for people. Some said they worked well for them, whereas others commented that they need much more support to use them and shared difficulties of finding a direct payment worker.

Issues that could prevent people from experiencing good outcomes were also highlighted, including:

- Support for carers, specifically the lack of short breaks for families and provision for people with more complex needs, such as challenging behaviour. People mentioned the importance of considering the impact on families, including the needs of siblings of children with learning disabilities (more information on children with learning disabilities can be found in the [Children and young people chapter](#)).
- The needs of older carers, especially around planning for the future when they may be no longer able to provide care themselves.
- There were concerns around funding of services. Responders raised that wherever possible they should work together and consider merging budgets to try and address these issues and make better use of technology.
- Transport was important for inclusion in activities, such as having someone who could drive them, bus passes and affordable transport.
- Access to information and more information about services. The staff consultation highlighted the importance of promoting and developing Dewis Cymru as a source of information about the services and support available in local communities.
- Workforce development and specifically the importance of training and

support for staff particularly support workers. There was also mention of the wider workforce and those such as GPs who could benefit from additional training about the needs of people with learning disabilities.

7.4 Services currently provided

People with learning disabilities often need support across many aspects of their lives. This support can come from a network of family and friends, the local community and from local authorities, health services and the third sector.

North Wales Together Learning Disability Transformation Programme

The Learning Disability Transformation Programme is part of the North Wales response to the Welsh Government plan to improve health and social care – ‘A Healthier Wales 2018’. Partners in North Wales carried out extensive consultation and engagement to inform the development of the North Wales Learning Disability Strategy 2018 - 2023. The strategy is based around what people have said matters to them:

- Having a good place to live.
- Having something meaningful to do.
- Friends, family and relationships.
- Being safe.
- Being healthy.
- Having the right support.

The Transformation Programme is the implementation arm of the strategy. To achieve the vision and develop approaches based on what matters to people there are five workstreams:

- Integrated structures.
- Workforce development.
- Commissioning and procurement.
- Community and culture change.
- Assistive technology.

Each work stream is taking an asset-based approach to build on the skills, networks and community resources that people with learning disabilities already have. The aspiration is to co-produce the new approaches and service models with people with learning disabilities and their parents/carers so that power and responsibility for making the changes is shared.

The programme has implemented a number of projects including:

- Piloting a pooled budget approach to health and social care assessments, plans, reviews and funding allocations between Anglesey County Council and BCUHB for adults in supported living requiring joint funding.
- Establishing new posts to support transitions through funding to Conwy Connect and Gwynedd County Council Learning Disability Services.
- BCUHB Regional Transition Pathway Group is developing a new pathway from children to adult services. The aim is to agree a consistent approach, not only between learning disability services, but other services where children with learning disabilities may be supported, for example Child and Adolescent Mental Health Services (CAMHS)
- An Additional Learning Needs (ALN) Planning and Development Officer is identifying current trends in relation to post-school outcomes for young people with learning disabilities. They are attending specialist schools to understand the drivers and barriers and make recommendations on how to widen opportunities.

The programme set up an LD Transformation Fund to provide small grants to third sector organisations to develop new projects to meet these needs. In total, over 50 grants were awarded. The grants have supported activities such as:

- New opportunities for people with learning disabilities to make friends and have relationships through the Luv2MeetU dating and friendships agency, Gig Buddies and Media Club and Social Screen.
- The 'I' Team project which supports the development of circles of support to promote independence.
- Makaton Choir run by Conwy Connect.
- Outside Lives which runs various working groups which co-produce activities and events (such as theatre and the arts, food growing, wildlife, conservation) around particular themes.
- Making sense @home boxes designed for people with Profound and Multiple

Employment, day opportunities and volunteering

The opportunity for paid employment and day opportunities for people with a learning disability is important. In response to the learning disability strategy consultation in 2018, a number of responders highlighted employment and work opportunities as a significant factor for them. Across the region, there are services provided to support people with learning disabilities to gain skills and experience of employment. The Learning Disability Transformation Team have a focus on employment as a priority and an employment strategy is in development for publication in early 2022.

For example, Flintshire County Council in partnership with HFT and Clwyd Alyn Housing Association designed a 9-month unpaid internship program 'Project Search', where 18-24 year olds can gain experience of the workplace with a view to maintaining employment in the longer term. The 19/20 project search interns have graduated from the programme, with four young people now working more than 16 hours a week. Two have secured positions in the Council, and another two in voluntary roles. Follow on job coaching is still taking place through a job club for those not currently in employment.

The Learning Disability Transformation Team has highlighted employment as a priority work stream from 2021. The programme of work for includes:

- Supporting the North Wales Learning Disability Partnership Group to co-produce an employment strategy for people with learning disabilities. This is being done to address the very low numbers of people in paid employment which is circa 6% despite people with a learning disability saying employment is important to them.
- The team is supporting Denbighshire and Conwy County Borough Council to set up a new Project Search site in partnership with Project Search, Engage to Change, Glan Clwyd Hospital (host employer) and Agoriad Cyf.
- Through our transformation fund we have created, in partnership with the third sector, 15 new jobs for people with learning disabilities.
- An **Employer Engagement Working Group** has been established by the programme to take forward a programme of work to raise awareness with local employers of the real business benefits of employing people with learning disabilities and to increase their confidence to recruit and employ people.

Housing and accommodation

In North Wales the most common living arrangement for people with disabilities is with parents or other family members (approx. 1,200 people). Just under 800 people are in supported living accommodation, around 400 in their own home and around 380 in residential accommodation settings. Housing options for people with disabilities must be person-centred.

Data from across North Wales suggests 274 people are waiting for some type of accommodation, for example, an individual living with elderly parents who will require support soon. Accommodation types include residential, 24 hour supported living, non 24 hour supported living, own front door and extra care.

Work undertaken in this stream includes:

- Increasing the range of accommodation and support options available to people to prevent them going into residential care. Two pilot schemes in Conwy County Borough and Denbighshire are involving people with learning disabilities and their families in designing bespoke accommodation that promotes independence and is close to home for people with learning disabilities and complex needs.
- Establishing protocols and agreements that interpret 'ordinary residence' criteria in a way that facilitates people moving between counties.
- [Raising awareness of Direct Payments](#) (DPs), supporting the development of local authority DP recruitment portals/databases of Personal Assistants (PAs), services and options.
- Developing brokerage and support to enable people to make the most of their DPs. For example, individuals pooling their DP with others to get better services.
- [Mapping and piloting short break activities](#) for young children with complex needs in Conwy, including Makaton singing and dancing group and a sensory activities programme and early years' pilot projects

Wrexham County Borough Council have been driving forward their supported living schemes. The remodelling of Heddwch Supported Living Scheme, in partnership with Clwyd Alyn Housing Association, will help people enjoy improved lives within their local communities. Funded through the ICF, individuals' complex health and social care needs can be met by delivering appropriate specialist housing and support – providing greater opportunities, wellbeing and outcomes for users. The

bespoke environment reduces risks by delivering creatively designed living space and environments to develop independence and engagement opportunities for individuals in a safe way.

Wrexham County Borough Council, in partnership with First Choice Housing, upgraded supported-housing schemes with the latest assistive technologies so more people than ever can live independently, and closer to home.

The Wales Audit Office (2018) have estimated that local authorities will need to increase investment by around £365 million in the next twenty years to address the increase in the number of people with learning disabilities who will require housing. As part of the enquiry 'Is Wales Fairer?' 2018 the housing situation was highlighted as a key issue. It found that disabled people, including those with learning disabilities, were demoralised and were living in homes that did not meet their right to live independently.

Sport, leisure and social activities

People with learning disabilities often face barriers when accessing leisure or social activities. This is especially critical in more rural areas, where public transport links might not be as robust as more populated areas. In Flintshire the 'Luv2MeetU' initiative has been launched, which focusses on supporting people with learning disabilities and their families to develop and sustain relationships. This is particularly important for wellbeing, especially in the current climate, when social connections are critical. Digital skills, specifically the issue of digital exclusion, can be a barrier, especially with the transfer of many services to online mediums during the Covid-19 pandemic. This is explored further in the section around Covid-19 impact and is recommended as an area of focus going forward.

Wrexham County Borough Council have commissioned the Friendship Hub, with new third sector partner Yellow and Blue, as an alternative to disability focussed centre provision. The Friendship Hub enables people with learning disabilities to lead the development of inclusive community activity. During Covid-19, the Friendship Hub continued to develop online, offering inclusive activities for anyone who needed support. Working co-productively with the SWS Group Wrexham County Borough Council developed numerous online activities providing support, friendship, information and advice.

Using an online network for people with learning disabilities, they have been able to promote meetings and activities throughout the Wrexham County Borough and beyond, reaching people we might not otherwise have done.

Assistive technology

This workstream accelerated pace due to Covid-19 and the impact has been that more people with learning disabilities and their parents/carers are using technology to make friends, have relationships, meaningful things to do and to stay safe and well. The rapid roll out of technology to people in Flintshire, Denbighshire and Wrexham County Borough has facilitated access to online activities and support in the community. This has proved to be a lifeline to many people with learning disabilities, who have been shielding. It has enabled them to connect with others, reducing isolation and loneliness and maintaining wellbeing. Virtual delivery by community and voluntary sector providers means that this has not been constricted to county boundaries or subject to eligibility criteria.

The following has been achieved:

- Raising awareness of the importance of technology for this group of people, and linking with partners, for example with Digital Communities Wales.
- Ensuring people with learning disabilities and their carers have the hardware – phones, iPads, laptops and the software, including communication platforms, social media, apps and other equipment and are supported to learn how to use them.
- Providing staff in learning disability services with IT equipment/packages and are trained to use them in their work as tools that support independence, choice and control. For example, to use in assessment and care planning processes, as well as to promote self-management (for example, of long term conditions).
- Pilot project in Wrexham testing use of apps, which encourage progression and independence, including Multi-Me and here2there.
- Newly published technology strategy that sets out a vision for how technology can be used more effectively for people with learning disabilities across North Wales to help them achieve better outcomes in their lives.

Health improvement programmes

Health improvement programmes should be available to people with learning disabilities from the early years, through childhood and into adulthood, including important life transitions such as the move from primary to secondary education and from education into work. Early intervention in children and young people with learning disabilities can help to support vulnerable families who are caring for people with learning disabilities and prevent any decline in health status. Health improvement programmes designed to address issues such as smoking, illicit drugs, sexual health, alcohol, mental health and well-being, diet and physical activity should be outcome-focused, evidence based and reflect impacts on equality and diversity.

There should be reasonable adjustments to enable people with learning disabilities to access services such as weight loss, smoking cessation and sexual health. Opportunities for physical activity should be encouraged, as well as improved access to appropriate dietary support and healthy eating advice. The implementation of mental health improvement programmes should also address the needs of those individuals with a learning disability.

The Learning Disability Improving Lives Programme is a Welsh Government transformation programme hosted by [Improvement Cymru](#). The programme has identified five priority areas to address inequalities and improve the lives of people with a learning disability in Wales.

The team supports the delivery of the health objectives within the programme. They have four interconnected work streams:

- Physical health,
- Health equality framework (HEF),
- Children and young people, and
- Specialist services.

The team are currently working on the following:

- Publishing a refreshed Once for Wales Health Profile with adjustment for lifespan, continue with its promotion as a patient safety tool.
- Finalising the Delivering Health care resource and explore opportunities for diversifying use of Health Checks.
- Ongoing support and communication in respects to Health Equalities Framework (HEF) as a data collection tool during Covid-19.

- Progressing the development of the children & young people's HEF
- Supporting the planning and delivery of the broad vaccination campaign for people with learning disabilities.
- Development and launch of a support pack for families in respect Positive Behavioural Support.
- Accessible and bilingual Self-Care resources that have been evidence based as relevant during COVID-19.
- Supporting data collection in respects to Restrictive Practice across Wales.
- Supporting national public health messaging in respects to Covid-19, ensuring it is produced in an accessible format.

Finalising and launch the Learning Disability Educational Framework for healthcare staff in Wales.

7.5 Covid-19 impact

As result of the pandemic, concerns have been raised, including by the North Wales Learning Disability Transformation Programme, regarding the increasing health inequality being experienced by those with learning disabilities. The pandemic has also had other impacts for people with learning disabilities resulting in new challenges. Support services for people with learning disabilities had to adapt to the lockdown restrictions. Some support has moved online and although some beneficial innovation has emerged, it has meant that some people are digitally excluded and having to substitute face-to-face for phone or online based services has been a challenge.

Through ICF funding, IT equipment has been made available to citizens in residential care and supported living, which was well received. Social activities have also been hosted online which have been crucial in negating the impact of lockdown on overall well-being and feelings of isolation for both those with learning disabilities and their carers. Conwy County Borough Council and Denbighshire Council are jointly developing a Digital Strategy to overcome these barriers.

Wrexham County Borough Council's Friendship Hub members were loaned devices to enable them to join in with online activities, which helped them to become less isolated and build friendships. These technology devices have helped many people throughout the pandemic to remain in contact with friends and family, order their shopping online and take part in activities to improve their well-being.

The North Wales Learning Disability Transformation Programme has recommended that going forward it is imperative that the workforce is also skilled in the knowledge of technological applications to support new ways of working and providing services. Technological support also needs to extend to citizens in receipt of services and support via technology, as it can create barriers to access if not fully supported.

Between March and July 2020 the North Wales Learning Disability Transformation Team collected feedback from people they work with about their experiences during the pandemic. The initial impact of the restrictions, such as lockdowns, meant that day service settings had to close. Some services were able to adapt quickly, however, and offer online services. Others reported losing their employment and volunteering opportunities and did not feel connected which had a detrimental impact on their well-being.

The relaxation of restrictions left people feeling vulnerable given their physical health conditions. The lack of digital inclusion was also raised as an issue due to the lack of skills and knowledge amongst those supporting people with learning disabilities, as well as a lack of or restricted internet access and ICT equipment.

7.6 Safeguarding

People with learning disabilities have a right to live their lives free from abuse, neglect and discrimination. The Social Services and Wellbeing (Wales) Act 2014 defines that an adult is at risk if: they are experiencing or at risk of abuse or neglect; they have need for care and support (whether or not the authority is meeting any of those needs), and as a result of those needs are unable to protect themselves against the abuse or neglect.

In the year 2015/16, there were 4,000 referrals for adults at risk in Wales. Of these, 15% of referrals were for adults with learning disabilities aged 18-65 and 1% of referrals were for adults with learning disabilities aged 65 and over. No comparable data is available for 2019/2020, however, the number of recorded hate crimes has increased for all protected characteristic groups in Wales, particularly for disability hate crimes (Is Wales Fairer? 2018).

The table below provides data for the number of safeguarding referrals received for people with a learning disability since 2018.

Table 55: safeguarding referrals received by local authority

County	People with LD 2018/19 number	People with LD 2018/19 %*	People with LD 2019/20 number	People with LD 2019/20 %*	People with LD 2020/21 number	People with LD 2020/21 %*
Anglesey	25	9%	36	9%	25	8%
Gwynedd	50	10%	31	6%	11	2%
Conwy**	125	23%	108	19%	66	14%
Denbighshire	94	15%	80	13%	43	12%
Flintshire	42	7%	112	16%	80	12%
Wrexham	54	6%	-	-	61	8%
North Wales	350	-	367	-	286	-

*Of total referrals received

**2020/21 figures are lower due to inputting issues with a new system

Source: local authorities

7.7 Violence against women, domestic abuse and sexual violence

As with older people, people with health and physical difficulties, learning difficulties and / or people with sensory impairments, may be particularly vulnerable to VAWDASV. This could be due to a difficulty to identify what is happening to them, and how to articulate this to professionals. As with others with care and support needs, they are also likely to be reliant on other people for their care needs.

In 2016, a study showed that those with learning difficulties or disabilities were more vulnerable to domestic abuse (McCarthy: Hunt: Milne-Skillman: 2016). It is difficult to identify the true scale of the problem, however, as this area is under-researched.

Again, this may mean that these individuals are at risk of, or living with, abuse and / or neglect, as defined in the Social Services and Wellbeing (Wales) Act 2014. They will often require a holistic approach that endeavours to keep them safe, while promoting independent living and addressing ongoing care needs. Researchers suggest that specialist training be provided for professionals to help them better identify the signs and symptoms of domestic abuse in this group.

There appears to be no formal distinction between learning disabilities and physical disabilities in terms of domestic abuse data collection. As with older people, mental health, autism, sensory impairments and physical disabilities, this data gap demonstrates a clear need to verify the true extent of the problem, particularly given the higher risk factors for abuse amongst this population group. Support can then be prioritised for these groups.

In terms of disability across the region in the broadest sense, it is estimated that as of 16th September 2021, 12 month rolling MARAC data showed that up to 2.3% cases deemed as “high risk” involving disability were heard at MARAC. As MARAC data covers high risk cases and domestic abuse is an underreported crime, it is reasonable to assume that these figures are an underrepresentation of the true picture.

7.8 Advocacy

Wrexham County Borough Council implemented a new contract for advocacy provision in January 2019. The new service places greater emphasis on self, community and peer advocacy, with case-work focussed on those who need independent professional advocacy.

NWAAA facilitate the Wrexham Self-Advocacy group, which remains an important and continually developing service. It gives people the opportunity to discuss, debate and challenge local, regional and national changes that affect them. Wrexham County Borough Council are also seeking to develop their own advocacy services to make sure that they support people with very complex needs. NWAAA also have advocacy projects across Anglesey, Gwynedd, Denbighshire and Flintshire.

Dewis CIL provide advocacy services for vulnerable adults aged 18-64, including people with learning disabilities in Conwy County Borough.

7.9 Socio-economic factors

People with learning disabilities can experience inequality of outcome, most notably lower levels of good health compared to the wider population. Although it is recognised that this in part, is attributed to increased risk from factors associated with a learning disability (Emerson and Baines 2011). People with learning disabilities are more likely than their non-disabled peers to be exposed to poverty,

unemployment, poor housing conditions, social exclusion, abuse, victimisation and discrimination (Health Inequalities & People with Learning Disabilities in the UK: 2012 Eric Emerson, Susannah Baines, Lindsay Allerton and Vicki Welch).

As a priority for the regional programme there is a focus on supporting people to live independently and ensuring people with learning disabilities have a good place to live. The most common living arrangement for adults with learning difficulties is with their parents/family. The physical environment as well as the location are two critical areas for ensuring people have a good place to live.

In the report 'Is Wales Fairer?' it states that people with disabilities, physical and learning, are falling further behind and facing greater socio-economic disadvantage. In Wales, one in five pupils with Additional Learning Needs (ALN) will achieve five GCSE's at grade A* - C compared with two-thirds of pupils without an additional learning need. The early disadvantage in education continues into later life. People with learning disabilities are under-represented in apprenticeships and disabled people have employment rates less than half of that for non-disabled people (Is Wales Fairer Report, 2018). Reforms to the welfare system have had a disproportionate impact on disabled people meaning that they are more likely to be living in poverty.

7.10 Equalities and human rights

The Equality Act 2010 introduced a public sector equality duty which requires all public bodies including the council to tackle discrimination and advance equality of opportunity. Within this chapter there are issues and challenges facing people with learning disabilities, who may also have other protected characteristics such as age, and experience disadvantage because of these.

At the time of publication of this needs assessment, the ongoing Covid-19 pandemic has starkly highlighted the inequality faced by those with learning disabilities. In the report 'Locked Out: Liberating Disabled People's Lives and Rights Beyond Covid-19' (2021) it is recognised that the pandemic has had a detrimental impact on many areas of life for those with learning disabilities. 'Into Sharp Relief' stated that people with learning disabilities who lived independently struggled to understand the restrictions. Information such as the shielding guidance / letters were not available in accessible formats.

North Wales public sector partners are committed to the [social model of disability](#). Using the social model of disability as a theory instead of the medical model can change people's outlooks on what other people can achieve, and how organisations and our environments should be structured. People who follow this way of thinking will be able to see past the outdated policies and procedures that can be a barrier to people with learning disabilities leading full and active lives.

Despite much progression in the public perception of people with learning disabilities, there is still some stigma about what they can and can't do. Using the social model of disability, there should be no limits set on what people with learning impairments can achieve; the key is finding the support which they need to enable them to achieve these things.

7.11 Welsh language considerations

People with learning disabilities are identified as a priority group for delivery of social and health care services in Welsh (More Than Just Words, 2012). Priority groups are particularly vulnerable if they can't or don't receive services and support in the language of their choosing.

There is variation across North Wales in the proportion of people with Welsh as their preferred language. This means that there are varying needs across North Wales for Welsh speaking support staff and to support the language and cultural needs of Welsh speakers with learning disabilities. The need tends to be met in areas where there are greater numbers of Welsh speakers, such as Gwynedd, than in areas such as Denbighshire and Conwy County Borough, where recruiting Welsh speaking support staff has proved to be difficult (CSSIW, 2016). Current recruitment and retention issues across the care sector are exacerbating this problem.

7.12 Conclusion and recommendations

It is recommended that, in line with all legislation, policy and guidance, the following recommendations and priorities are progressed to meet the vision for those with learning disabilities within the North Wales region:

- **Employment opportunities:** this has been highlighted in consultation responses as a priority for people with learning disabilities. This has also been highlighted as a priority for partners. The Learning Disability Transformation

Programme will be producing a Learning Disability Employment Strategy in 2022 to carry forward actions for increasing paid employment opportunities.

- **Co-production:** it is important the coproduction of services is taken forward to better suit the needs of people with learning disabilities building on work already taking place across the region.
- **Housing and accommodation:** ensuring there is a supply of appropriate accommodation for people with learning disabilities in North Wales. A focus on housing for complex needs is also recommended.
- **Digital inclusion and assistive technology:** ensuring that people with learning disabilities have the skills and equipment needed to be digitally included. This has been particularly important as a result of the Covid-19 pandemic. It is also important that carers and support workers have the digital skills necessary to support people with learning disabilities.
- **Workforce:** a focus on recruitment and retention of the workforce supporting people with learning disabilities. Also encompassing the training and upskilling of the existing workforce to enable them to manage more complex needs in a community setting.

8. Autism

8.1 About this chapter

This chapter includes an assessment of the needs of people in North Wales with autism. However, it is important to note that some people with autism self-define as neuro-divergent.

Definition

Autism is a neurodevelopmental condition which typically emerges early in childhood. The condition is life-long, however, the presentation of the core features may change as the individual develops. Autism impacts on three broad areas of functioning:

- Social understanding and reciprocal social interaction.
- Communication – in particular reciprocal communication in a social context.
- Difficulties relating to restricted interests, repetitive behaviour, significant sensory difficulties.

The World Health Organisation definition of autism (also used by the Welsh Government) states:

“The term autistic spectrum disorders is used to describe the group of pervasive developmental disorders characterised by qualitative abnormalities in reciprocal social interactions and in patterns of communication and by restricted, stereotyped, repetitive repertoire of interest and activities.”

Autism is a condition with a wide range of variance in terms of levels of severity and intellectual ability. Some people with autism may experience a range of mental health and ill health issues. Similarly, autism may co-exist alongside combinations of other neuro-development conditions such as Attention Deficit Hyperactivity Disorder.

8.2 What do we know about the population?

It is estimated that 1.1% of the population are on the autism spectrum (Brugha et al, 2012). This is an estimated 6,160 people over 18 in North Wales. The rate has been found to be higher in men at 2% than in women at 0.3%.

Autism is more commonly identified in school age children than in adults. There is a strong suggestion of missed cases of adults with autism. The assessment of autism only became more widely available in the early 1990's and has largely focussed on children and those with the most disabling symptoms.

Figures for the total number of people aged 18 years and over estimated to have autism in North Wales, together with future predictions are shown below. These show an increase in the predicted number of people with autism in North Wales aged 18 and over.

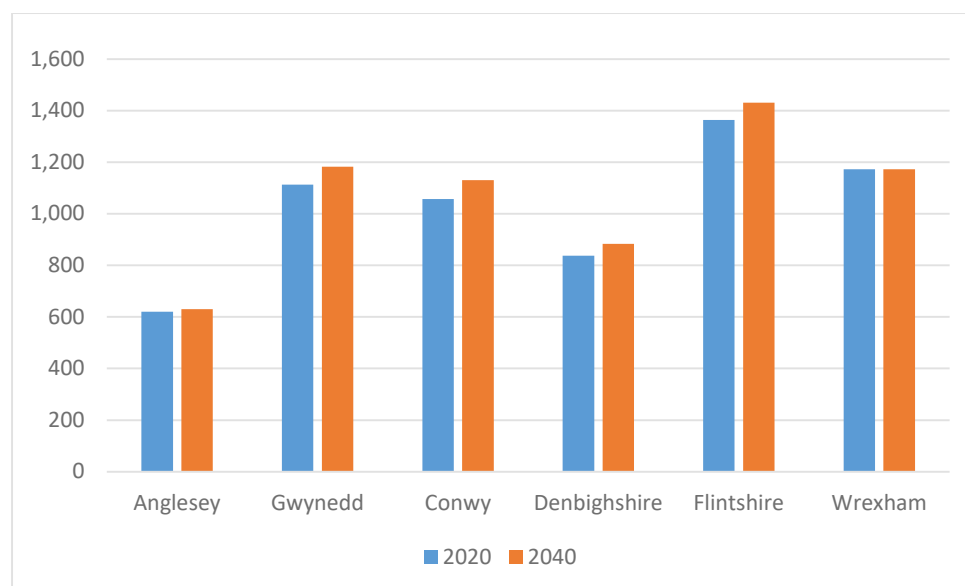
Table 56: Total population aged 18 and over estimated to have autism in 2020 and predicted to have autistic spectrum disorders in North Wales

Local council	2020	2025	2030	2035	2040	Change
Anglesey	620	620	630	630	630	10
Gwynedd	1,110	1,130	1,160	1,170	1,180	70
Conwy	1,060	1,070	1,100	1,120	1,130	75
Denbighshire	840	850	860	880	880	45
Flintshire	1,360	1,380	1,400	1,420	1,430	65
Wrexham	1,170	1,170	1,180	1,180	1,170	0
North Wales	6,160	6,220	6,320	6,390	6,430	265

Numbers are rounded and may not sum

Source: Daffodil

Chart 21: Total population aged 18 and over estimated to have autism in 2020 and 2040



Source: Daffodil

The table below shows how the number of children aged 0-17 with autism is predicted to change over the next 20 years. Overall there will be a decrease in the number with autism. This is likely to be due to the overall projected decrease in the number of 0-17 year olds, rather than a decrease in the rate of those with autism. For the purposes of this analysis rates are assumed to be similar across all councils in North Wales. It should be noted that an increase could be expected should there be any changes in definition, recognition and / or assessment processes.

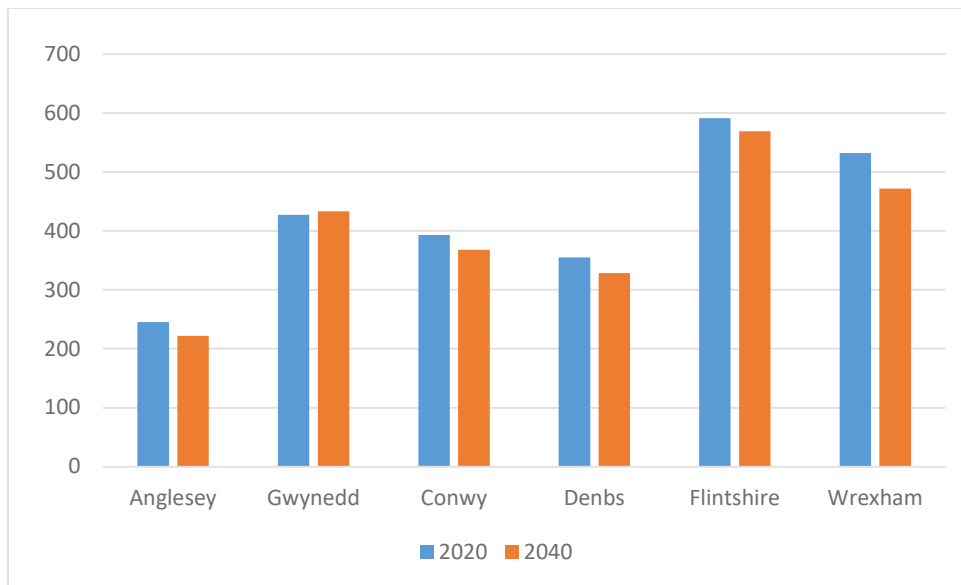
Table 57: Children age 0 to 17 estimated to have autism in 2020 and predicted to have autism by 2040

Local council	2020	2025	2030	2035	2040	Change
Anglesey	250	240	230	220	220	-25
Gwynedd	430	430	420	420	430	5
Conwy	390	390	380	370	370	-25
Denbighshire	360	360	340	330	330	-25
Flintshire	590	590	570	570	570	-25
Wrexham	530	520	490	470	470	-60
North Wales	2,540	2,530	2,430	2,380	2,390	-155

Numbers are rounded and may not sum

Source: Daffodil

Chart 22: children age 0 to 17 estimated to have autism in 2020 and 2040 in North Wales



Source: Daffodil

8.3 What are people telling us

Adult services

What is working well

Few respondents commented on what is working well, and a couple responded that services are too slow and not much support is available.

The Integrated Autism Services (IAS) are thought to be very positive, as well as the use of direct payments. Clients who have been assessed in statutory services may have access to direct payments if they have assessed needs. Direct payments from the local authority can then be used to support and make positive, life changing decisions and lead to a better quality of life under the precepts of the Social Care and Wellbeing (Wales) Act, which focuses on empowerment and choice.

What needs to be improved

Some respondents thought “everything” needs improving. In particular, they recommended that:

- Services should be more person centred.
- Staff should receive specialist training.

- Waiting times for assessments should be reduced.
- Communication with services should be improved.
- Staff could be more open and honest throughout all services.
- A partnership board hub should be established for all providers to meet and share information.

Children and young people autism services

What is working well

Few respondents identified where services for children and young people with autism are working well, but these included:

- Individual educational psychologists.
- Organisations providing quality support: STAND NW, the Conwy Child Development Centre and Ysgol y Gogarth.
- The bespoke tailored support offered to each family/individual.

What needs to be improved

Some respondents concluded that “everything” needs to be improved to give more attention, care and support to parents and their autistic children. Waiting lists for autism assessments are “phenomenally long” and few services available. Parents said they would like more information about how their case is progressing up the list, and to be given some advice while waiting.

Identified gaps in services included:

- Services for children at the high end of spectrum.
- Respite care once children are 11 years old.
- After school facilities with sufficiently trained staff.
- Services for autistic children with anxiety and communication problems.

Parents voiced concerns that teachers in specialist schools are not all qualified and accredited to work with autistic children. They thought that all lessons should be delivered by teachers who have training in dyslexia, sensory needs, executive functioning difficulties, slow processing and so on. It is especially important for teachers to be trained to recognise and support autistic children with complex needs, who present as socially fine and can mask their problems well. Twenty minutes per

week of one-to-one teaching from the additional learning needs co-ordinator is not sufficient.

Parents and carers described, “being left with the results of trauma caused by teachers who don’t understand the pupil’s needs. So as well as caring for our child, we have to fight to try to force school to make provision for our children. We have this tremendous extra burden over and above our own caring role”.

Parents and carers need more respite care themselves as one parent explained, “I am beyond exhausted. I’ve had to leave my specialist nurse job of 23 years to become my daughter’s full-time carer, as there’s no support for her”.

Social groups for parents could provide opportunities to discuss common difficulties and share learning about solutions. More support and training is needed to helping parents cope with their child’s autism.

At a system level, service providers would gain from:

- Improved networking forums.
- Secure funding from local authorities.
- Co-ordination and collaboration to prevent competing with one another for the same grants and avoid overlapping services.
- Parents would like staff across organisations to be working together “so you don’t have to give the same information every time and it’s not someone new every time”.

8.4 Review of services currently provided

The Welsh Government Code of Practice on the delivery of Autism Services is now published and must be implemented from September 2021. The Code of Practice sets out the duties placed on local authorities and health bodies about the range and quality of services that should be available in their local areas for people with autism. The Code reinforces the legal frameworks already in place by specifying provisions for autism services.

All partners have completed a baseline assessment against the duties within the Code of Practice to assess compliance and to identify where improvements are needed. From these baseline assessments, local action plans are being developed.

Monitoring and reporting of the action plans will be through the North Wales regional governance structure.

Conwy and Denbighshire Autism Stakeholder Group have drafted a local action plan to respond to the Code and will be consulting on this in due course. Conwy and Denbighshire allocate funding annually to the third sector for the provision of early intervention and prevention services for people with autism. Within Conwy, appropriate pathways to assessment and where individuals have eligible needs, managed care and support, will be established to ensure that people with autism receive the right support at the right time.

Services and support for children with autism differ across counties and are provided from different organisations depending on age. For example, in Gwynedd, children are currently assessed by Derwen integrated team for disabled children who are under 5 but by CAMHS if they are over 5. A specialist in autism has been commissioned to provide support on the development of an Autism Action Plan in partnership with BCUHB and Ynys Mon. This encompasses lifelong autism, therefore children and adults.

Gwynedd Children and Families Department and the Adults, Health and Well-being Department now hold regular meetings with the Integrated Autism Service (IAS). The IAS works with individuals who do not reach the threshold of social services. They support with diagnosis, provide support for staff, families and social workers and so on regarding supporting individuals with autism. Waiting lists for diagnosis are very long, but joint working is in place to see what support we can offer in the meantime. Any individuals on the autism spectrum who are referred to the Gwynedd vulnerable adults forum (since they do not reach the threshold of the Learning Disability register) are formally documented, in order to plan services and training for the future.

In Wrexham, the referral pathways for Assessment and Diagnosis for children aged 0-5 years old is undertaken by BCUHB pre-school Development Team. For children 5-18 years old, assessment and diagnosis is undertaken by BCUHB Neurodevelopment Team. Adults over 18 years old are referred to the IAS.

The majority of support available for people with autism is provided by third sector organisations. There are national organisations that provide a service in North Wales such as the North Wales IAS, which is a collaboration between the Health Board and the local authorities. There are more local support groups such as Gwynedd and

Anglesey Asperger / Autism Support Group. The National Autistic Society also provide a domiciliary care service.

North Wales Integrated Autism Service

Many autistic individuals fall between eligibility for mental health and learning disability services, and so cannot access emotional, behavioural, low level mental health and life skills support. In addition to this, many services lack the confidence to deliver services that can meet individual's needs. In response to this, the Welsh Government has provided funding to develop an IAS across Wales.

The IAS provides:

- Adult diagnostic services.
- Support for autistic adults to meet defined outcomes.
- Support for families and carers.
- Training, consultation and advice to professionals in other services supporting autistic individuals.

The aim of the service is to ensure that autistic individuals, their family and carers are able to access the advice, support and interventions needed to enable them to reach their full potential where these are otherwise unavailable (IAS Supporting Guidance, Welsh Government, 2017).

Flintshire County Council is jointly hosting the North Wales IAS with BCUHB on behalf of the region. North Wales IAS offers continuity of support for autistic individuals through the various transitions in their lives, and helps people achieve the things that are important to them. The service is for individuals who do not have moderate to severe mental health or learning disability.

The North Wales IAS launch conference took place on 27th June 2018. North Wales IAS has modified consultation procedures for clients and staff to remain safe during the pandemic. All applications into the service are now triaged through the weekly Multi-Disciplinary Team in accordance with Welsh language policy. Referrers are advised if clients may need other support, such as with their mental health, and will offer this at that early stage. This enables early assessment so the person may be seen in a safe clinical environment and get any services required simultaneously, preventing clinical delay. The Outcome Star is completed with clients, identifying the

areas of need they wish to focus on and to empower them in making change. The Outcome Star can be used by Clinician and Link Worker alike.

There is no waiting list for support as all such requests received by the team are allocated to link workers who make contact via email, telephone and most importantly, where possible, via Video Conferencing (if they have access to IT). We recognise that not all clients can engage if they do not have IT facilities and we will work with them to find innovative ways of supporting them.

Support is provided for up to 6 sessions, but this can be expanded dependent on need. The service cannot offer crisis support. The client would be signposted at the point of any signs of deterioration in mental health to their GP, Community Mental Health Team, and / or to their local authorities via Single Point of Access (SPOA) for more support via a needs assessment request.

The IAS delivery group work on Dialectical Behavioural Skills (13 week course) to groups throughout East (Wrexham/ Flintshire), Central (Denbighshire/ Conwy) and West (Gwynedd and Anglesey). The first group in 2020 began face-to-face with 15 people attending, although delivery has been affected by Covid-19.

There have been five post diagnostic face-to-face groups held. There had been a vision of rolling out across all counties throughout the year, however, due to Covid-19, an online version of 'Understanding Autism' has been developed. A working booklet is provided for persons recently diagnosed or seeking clarification on assessment and this six-week course is running quarterly. The course is continually evaluated and reviewed with each group of participants so that it can be amended to meet autistic individuals' needs. Two further groups took place in parallel in January 2021 and May 2021. Parent support training has also been developed.

The courses are also available to persons supported by statutory services, such as the Community Mental Health Team. Persons who remain in secondary services with a diagnosis of autism may also benefit from both 'Understanding Autism' and Dialectical Behavioural Skills.

The average assessment will be completed in three to four appointments of approximately 2 hrs per session as a minimum. Video appointments will continue to form part of the assessment process due to the geographical challenges throughout North Wales. This will enable delivery of a person centred assessment via video

conferencing and/or face-to-face appointments to meet NICE guidelines and best practice.

The IAS provide in-depth personalised 15 page reports per individual, where recommendations are provided and may include an individualised communication passport to assist in areas of complexity such as employment, health related appointments and communication difficulties. It is expected that a report is concluded within a 6-week window where possible, but this is dependent on complexity.

Psychologists may also provide other assessments if they consider criteria is met for ADHD and / or any underlying mental health traumas that requires therapeutic input from the relevant services and clinicians. Clients will be signposted and individualised supporting correspondence will be issued to facilitate transition into other services.

The IAS also support couples with effective communications where one partner has received an Autism diagnosis. The service continues to receive compliments for their work and have been complimented on the number of excellent 'life story' outcomes submitted to WLGA for making a difference to everyday lives of autistic adults.

One service user said:

“Without over-egging the pudding, you have provided me with the first step on an entirely new path in my life, and I am sure I will be thanking you again in the future for the success I am sure I can achieve now that I have a greater understanding of who I am, and who I have always been.”

To further support autistic individuals, the [Autism.Wales](#) website (previously ASDinfoWales) has been launched by the National Autism Team.

8.5 Covid-19 impact

The National Autistic Society (2020) in their report 'Left Stranded', claim the pandemic has disproportionately affected those with autism and their families. The research found compared to the general population, those with autism were seven times lonelier and six times more likely to have low life satisfaction. Nine in ten were concerned about their mental well-being.

A report published by the Association of Directors of Adult Social Services (ADASS, May 2021) into the impact of the Covid-19 pandemic on autistic people or those with learning disabilities stated that:

“In line with this national emphasis, proper account was not taken of the needs of people with a learning disability or autism in lockdown, including the feasibility of the containment measures and the greater impact these would have on their lives”

Evidence suggests that autistic people, people with mental health conditions and people with a learning impairment have found many of their self-help activities (such as in-person community groups) severely curtailed during this time. Many are now very isolated and unable to communicate their difficulties through the limited mechanisms currently available (Locked Out Report, 2021).

Some of the key issues facing autistic people have been highlighted in the ADASS report, these include:

- Loss of contact with friends, daily activities and routines has exacerbated pre-pandemic health and well-being challenges for autistic people and people with learning disabilities.
- Regular changes in guidelines have been difficult for people to adapt to.
- A particular concern highlighted during interviews conducted by ADSS related to employment opportunities.

Further information relating to the Covid-19 pandemic can be found in the [rapid review assessment](#).

8.6 Advocacy

Advocacy for autistics adults, children and their carers ensures that individual rights are met. Advocacy can provide support in a number of ways including seeking a diagnosis, overcoming barriers and accessing services.

NWAAA facilitate the Wrexham Self-Advocacy group, which remains an important and continually developing service. It gives people the opportunity to discuss, debate and challenge local, regional and national changes that affect them. NWAAA also have advocacy projects across Anglesey, Gwynedd, Denbighshire and Flintshire.

Dewis Centre for Independent Living provide advocacy services for vulnerable adults aged 18-64, including autistic adults in Conwy County Borough.

8.7 Equalities and human rights

Women and girls often struggle to get referred to diagnostic services, with many being forced to pursue private diagnosis. Women are also at high risk of 'camouflaging' or 'masking' their neurodivergence, which has not only been blamed for inequitable diagnosis, but puts them at higher risk of adverse outcomes (Women's Health Care for People with Autism and Learning Disabilities Infographic).

The impact this has on neurodivergent women is multifaceted. We have already referenced the inequality autistic people face in accessing healthcare, however, this could be disproportionately affect women, due to their increased risk of having co-occurring physical and mental health conditions. For example, autistic women are overrepresented in anorexia nervosa figures, yet a lack of understanding means that outcomes and recovery rates for autistic women are far worse than for others with anorexia. Some studies also suggest that autistic women have elevated mortality rates compared to autistic men, including higher risk of dying by suicide. This is compounded for autistic women who also have a learning disability, as they are at even higher risk of dying young. This figure will only grow as 75% of women with a learning disability are not invited for routine ("ceased from recall") cervical screening.

Autistic UK has highlighted that autistic women are facing high levels of isolation and loneliness, particularly in more rural areas of Wales. Stigma plays a large role in this. Stigma also contributes to autistic women being at greater risk of accessing support services, particularly as a parent, due to the risk of being at greater scrutiny by social services, including the risk of having their children taken into care.

More generally, autistic women report poorer quality of life than autistic men across multiple areas, to the extent that some studies include "being female" as a predictor of lower quality of life in autistic populations. This is indicative that the issues pertaining to being neurodivergent including stigma, diagnostic inequity, and inequality in access to healthcare disproportionately affect women.

There is a lack of research about the experience of people from Black and minority ethnic groups. This means it can be even harder to get the support they need. We need to understand the experiences of autistic people and families from different backgrounds and cultures and help create a society that works for all autistic people.

8.8 Safeguarding

It is known that adults with a learning disability are vulnerable to maltreatment and exploitation, which can occur in both community and residential settings (NICE, 2015). This also includes autistic people. Staff have identified that there are significant safeguarding issues in relation to the use of the internet by autistic people and a concern around radicalisation. Bullying is also an issue for autistic people and particularly young people in mainstream schools.

8.9 Violence against women, domestic abuse and sexual violence

As with anyone who may require care and support, those with autism may be particularly vulnerable due to perhaps, a difficulty in articulating to professionals what is happening to them. As with others with care and support needs, it is possible they may be reliant on other people for some of their care needs.

It is important that training opportunities are provided to professionals to enable them to better understand the signs and symptoms of autism, and also to help them identify possible signs of domestic abuse within this population group and how it can impact their condition and their wellbeing.

It is essential to ensure that behaviours are not mischaracterised and that individuals at risk of harm and / or neglect receive the help that they require in accordance with the Social Services and Wellbeing (Wales) Act 2014. No specific data for autistic people experiencing domestic abuse is available, either nationally or throughout the region.

Local authorities should, however, have procedures in place for identifying domestic abuse and signposting to the relevant designated lead for safeguarding so that a referral to MARAC can be considered in conjunction with pre-existing care support that individuals may already be receiving. The Social Services and Wellbeing (Wales) Act makes reporting a child or adult at risk a statutory duty and also has an obligation to undertake an assessment of the individual and carers' needs.

An assessment may include a consideration of the individual's housing needs and other support needs. Across the region, specialist services available to support those experiencing domestic abuse include IDVA support, Floating support, crisis support, group programmes, advocacy support for current and historic abuse, and sexual abuse and referral centre.

8.10 Welsh language considerations

There is a variation across North Wales in the proportion of people with Welsh as their preferred language. This means that there are varying needs across North Wales for Welsh speaking support staff and to support the language and cultural needs of autistic Welsh speakers. The need tends to be met better in areas where there are greater numbers of Welsh speakers, such as Gwynedd, than in areas such as Denbighshire and Flintshire, where recruiting Welsh speaking support staff has proved to be difficult (CSSIW 2016). There is more information in the Welsh language profile produced for the population assessment.

8.11 Socio-economic considerations

The disability employment gap is still too wide, with around half of disabled people in work, compared to over 80% of non-disabled people. But the autism employment gap is even wider, with just 22% autistic people reported in paid work. We are really worried that out of all disabled people, autistic people seem to have the worst employment rate. While not all autistic people can work, we know most want to. The Government must improve the support and understanding autistic people get to find and keep work (National Autistic Society, 2021).

Appropriate housing and accommodation is a significant issue. Of the autistic adults responding to a survey, 75% lived with their parents, compared with 16% of disabled people generally. There could be lots of different reasons for this figure, including if responders were younger or still in education. These are new figures and we will keep looking at future publications. There are other autism-related figures in the data, but because they were only answered by small number of people, the findings should be treated with more caution (National Autistic Society, 2021).

8.12 Conclusions and recommendations

It is recommended, in line with all legislation, policy and guidance, that the following recommendations and priorities are progressed to meet the vision for those with Autism Spectrum Disorders within the North Wales region:

- **Code of Practice for autism services:** continue with the implementation of the new Code of practice across the region. Baseline assessments are being undertaken and local action plans developed to support the continued improvement in the development and delivery of autism services in North Wales.
- **Co-production of services:** is a significant part of the Social Services and Well-being Act and a key theme identified for the delivery of services. Section 16 of the Act states that local authorities should promote social enterprises, co-operatives, user led services and the third sector. It will support the requirement to identify the care and support and preventative services these alternative models can provide. The practice of co-production aims to secure more social value from the service delivery for autistic people as well as their families.
- **Mental health and well-being:** ensure sufficient psychological and physiological support for autistic people, as highlighted issues have been further exacerbated as a result of Covid-19. A focus on the general health, mental health and well-being of autistic people is recommended.
- **Raising awareness:** to raise awareness and understanding of autism more widely within the community, and ensuring that the workforce has sufficient training to be inclusive of the needs of autistic people when they are accessing services.
- **Education and employment:** responders to the consultation have stated that they would like to see more training and autism awareness for staff in educational settings to support autistic children and young people. Transition from education to employment is also a gap identified for autistic people.

9. Mental health (adults)

9.1 About this chapter

This chapter includes the population mental health needs for adults. Information about other population groups can be found in the following chapters:

- [Children and young people \(section for mental health and wellbeing\)](#)
- [Older people \(section for dementia\)](#)
- [Learning disabilities](#)
- [Autism](#)
- [Unpaid carers](#)

What is meant by the term mental health?

The World Health Organisation (2014) has defined mental health as:

“a state of well-being in which every individual realises his or her own potential, can cope with the normal stresses of life, can work productively and fruitfully, and is able to make a contribution to her or his community”

Public mental health involves a population approach to addressing mental health. This includes promotion of mental well-being, prevention of mental disorder, treatment of mental disorder and prevention of associated impacts. These interventions can result in a broad range of positive impacts and associated economic savings, even in the short term.

The Mental Health (Wales) Measure 2010 includes four different ways people may need help:

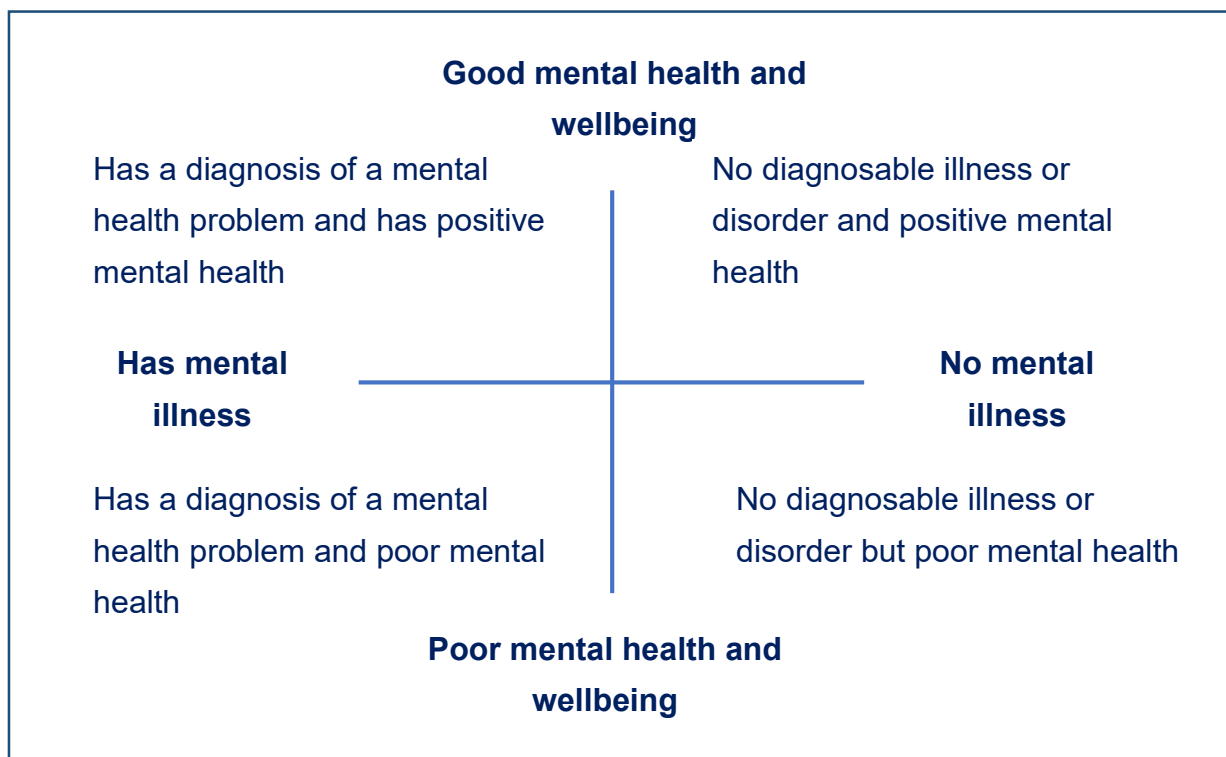
- a) Primary care mental health support services (accessed via a GP referral).
- b) Care co-ordination and care and treatment planning: for people who have mental health problems which require more specialised support (provided in hospital or in the community), overseen by a professional care co-ordinator, such as psychiatrist, psychologist, nurse or social worker.

- c) People who have used specialist mental health services before: can request reassessment from a mental health service.
- d) Independent mental health advocacy: for people receiving secondary care.

The Mental Capacity Act 2005 applies to people in England and Wales who cannot make some, or all, decisions for themselves. The ability to understand and make a decision is called 'mental capacity'. The Mental Capacity Act requires care co-ordinators to assume that a person *has* capacity. It also makes provision for Independent Mental Capacity Advocates and /or 'Best Interest Assessors' to support decision-making for people who lack mental capacity.

What is meant by the term mental well-being?

Mental well-being can be described as feeling good and functioning well. It can be depicted as a linked, but separate concept from mental health / illness, as illustrated in the continuum model below (adapted from Tudor, K. 1996: Mental Health Promotion Paradigms and Practice Routledge, London.)



This model shows how it is possible for someone living with a mental illness to experience high levels of mental well-being, and vice versa. The evidence base describes three core protective factors for mental well-being, namely that people:

- Have a sense of control over their lives,
- Feel included and can participate, and
- Have access to coping resources if / when they need them, in order to support their resilience.

Understanding how services and community assets can promote and strengthen these core protective factors is crucial to optimising population mental well-being. Another concept which brings together evidence based actions to promote mental well-being is the '5 Ways to Well-being'. It describes five daily actions that individuals, families, and communities can take to maintain and improve their well-being. They can also be built into the design and delivery of existing services and interventions:

1. Take notice.
2. Connect.
3. Be active.
4. Keep learning.
5. Give.

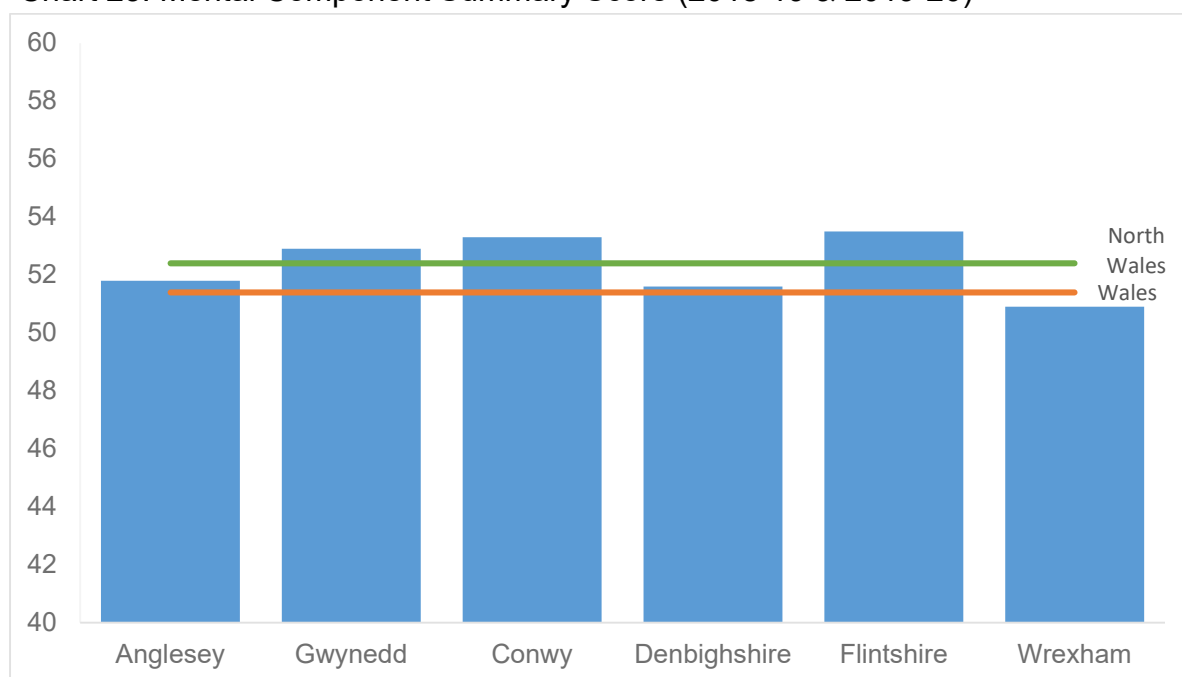
9.2 What do we know about the population?

An estimated 1 in 4 people in the UK will experience a mental health problem each year (Mind, 2016), which could include anxiety or depression. In the National Survey for Wales, 9% of respondents living in North Wales reported being treated for a mental illness (2018-19 & 2019-20).

People in North Wales report slightly better mental health than in Wales as a whole

The chart below shows how respondents reported their mental health using the mental component summary score, where higher scores indicate better health. This shows that people in North Wales report slightly better mental health than the population of Wales as a whole.

Chart 23: Mental Component Summary Score (2018-19 & 2019-20)



Source: StatsWales table hlth5012, National Survey for Wales, Welsh Government

The table below shows the mental component summary score for each local authority. The differences between the counties are quite small. Overall, Wrexham has the lowest scores and Conwy and Flintshire have the highest, with a difference of 2 points between the scores.

Table 58: Warwick-Edinburgh Mental Well-being Scale (WEMWBS) (2018-19 & 2019-20)

Local council	Mental well-being score
Anglesey	51.8
Gwynedd	52.9
Conwy	53.3
Denbighshire	51.6
Flintshire	53.5
Wrexham	50.9
North Wales	52.4
Wales	51.4

Source: StatsWales table hlth5012, National Survey for Wales, Welsh Government

Table 59 shows the percentage of adults who report being treated for a mental illness. There is a small difference in the proportion across each local authority in North Wales, but they are comparable with the North Wales and Wales proportions.

Table 59: Percentage of adults (16 years and over) reporting being currently treated for a mental illness, 2018-19 and 2019-20 combined, age standardised

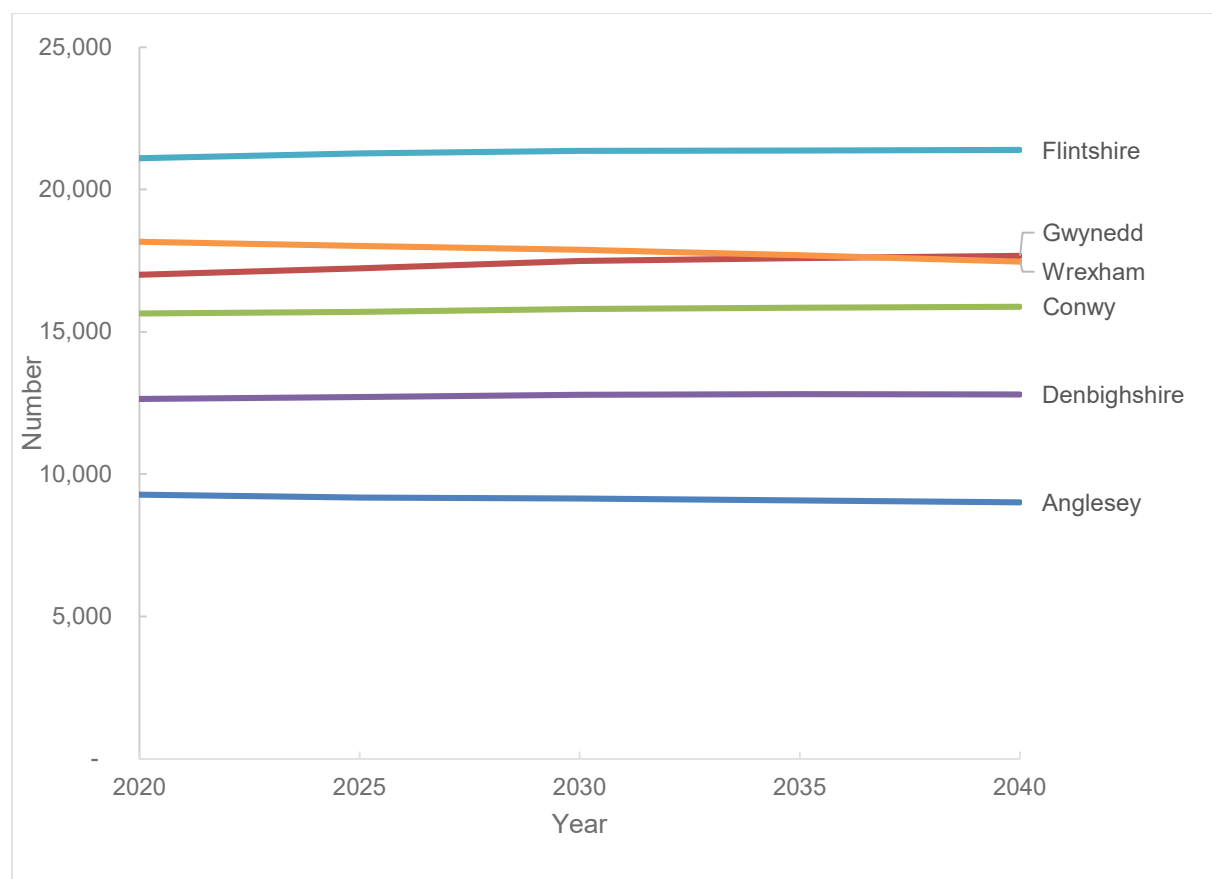
Local council	Treated for a mental illness
Anglesey	10%
Gwynedd	8%
Conwy	7%
Denbighshire	11%
Flintshire	9%
Wrexham	11%
North Wales	9%
Wales	10%

Source: StatsWales table hlth5052, National Survey for Wales, Welsh Government

The number of people with mental health problems is likely to remain stable

Prevalence rates from the Adult Psychiatric Morbidity Survey 2014 can be used to estimate the number of adults with common mental health disorders. There is predicted to be a small increase across North Wales of around 400 people. The chart below shows the variance for each local authority. The numbers may increase further if there is also a rise in risk factors for poor mental health such as unemployment; lower income; debt; violence; stressful life events; and inadequate housing. The future predictions around mental health will not have factored in the impact of the Covid-19 pandemic and therefore should be treated with caution.

Chart 24: Number of people aged 16 and over predicted to have a common mental health problem, North Wales, 2020 to 2040



Source: Daffodil

Table 60: Number of people aged 16 and over predicted to have a common mental health problem, North Wales 2020 to 2040

Local council	2020 number	2020 percent	2040 number	2040 percent	Change number
Anglesey	9,300	13%	9,000	13%	-250
Gwynedd	17,000	14%	17,700	13%	650
Conwy	15,600	13%	15,900	13%	250
Denbighshire	12,600	13%	12,800	13%	150
Flintshire	21,100	13%	21,400	13%	300
Wrexham	18,200	13%	17,500	13%	-700
North Wales	93,800	13%	94,200	13%	400
Wales	429,100	14%	441,800	13%	12,700

Numbers have been rounded so may not sum

Source: Daffodil

The most common mental illnesses reported are anxiety and depression

Mental health teams support people with a wide range of mental illnesses as well as people with psychological, emotional and complex social issues such as hoarding, eating disorders and Post Traumatic Stress Disorder (PTSD).

The Quality Assurance and Improvement Framework (QAIF) – information from GP records – can provide very rough estimates of the prevalence of some psychiatric disorders. This data is likely to underestimate the true prevalence because it relies on the patient presenting to a GP for treatment, receiving a diagnosis from the GP, and being entered onto a disease register. The table below shows the number of patients in North Wales on relevant QAIF disease registers. Mental health includes schizophrenia, bipolar affective disorder, other psychoses and other mental health conditions.

Table 61: Number of people on QAIF disease registers in North Wales

Local council	Mental health number	Mental health percent	Dementia number	Dementia percent
Anglesey	639	0.97%	559	0.85%
Gwynedd	1,135	0.89%	784	0.62%
Conwy	1,213	1.04%	1,101	0.94%
Denbighshire	1,232	1.20%	1,012	0.98%
Flintshire	1,196	0.78%	914	0.60%
Wrexham	1,655	1.13%	1,061	0.72%
North Wales	7,070	0.99%	5,431	0.76%
Wales	32,917	1.02%	22,686	0.70%

Numbers have been rounded so may not sum

Source: Quality Assurance and Improvement Framework (QAIF) disease registers by local health board, cluster and GP practice, StatsWales, Welsh Government

Prevalence rates from the Adult Psychiatric Morbidity Survey 2014 can also be applied to specific mental health problems. The table below shows the estimated number of adults in North Wales living with each condition.

Table 62: Estimated numbers of adults in North Wales affected by mental health problems (2020)

Local council	Common mental disorder	Anti-social mental disorder	Bipolar disorder	Borderline personality disorder	Psychotic disorders
Anglesey	9,300	1,200	900	800	300
Gwynedd	17,000	2,600	1,900	1,900	500
Conwy	15,600	2,000	1,500	1,400	500
Denbighshire	12,600	1,700	1,300	1,200	400
Flintshire	21,100	3,000	2,200	2,000	600
Wrexham	18,200	2,700	2,000	1,800	600
North Wales	93,800	13,200	9,800	9,100	2,800

Numbers have been rounded so may not sum

Source: Daffodil

It is also possible to use these estimates to predict the numbers with mental health conditions in future. The table below shows this for North Wales. An increase in the number of people with common mental disorders is predicted. Other conditions are estimated to decrease in number.

Table 63: Estimated numbers of adults in North Wales affected by mental health problems (2020 and 2040)

Mental health condition	Estimated prevalence	2020 (number)	2040 (number)	Change
Common mental disorder	13.3%	93,800	94,200	400
Anti-social mental disorder	1.9%	13,200	12,800	-400
Bipolar disorder	1.4%	9,800	9,600	-250
Borderline personality disorder	1.3%	9,100	8,900	-200
Psychotic disorders	0.4%	2,800	2,800	-100

Numbers may not sum due to rounding

Source: Daffodil

Young onset dementia

Services for people with dementia tend to be provided as part of older people's services (see Older People's Chapter for more information). This may not meet the needs of younger people with early onset dementia. Mental health services often support people with Korsakoff Syndrome, a form of dementia most commonly caused by alcohol misuse. Substance misuse services are also likely to be involved with a person with Korsakoff Syndrome, focussing on the drug and alcohol issues, while mental health services can provide support for symptoms.

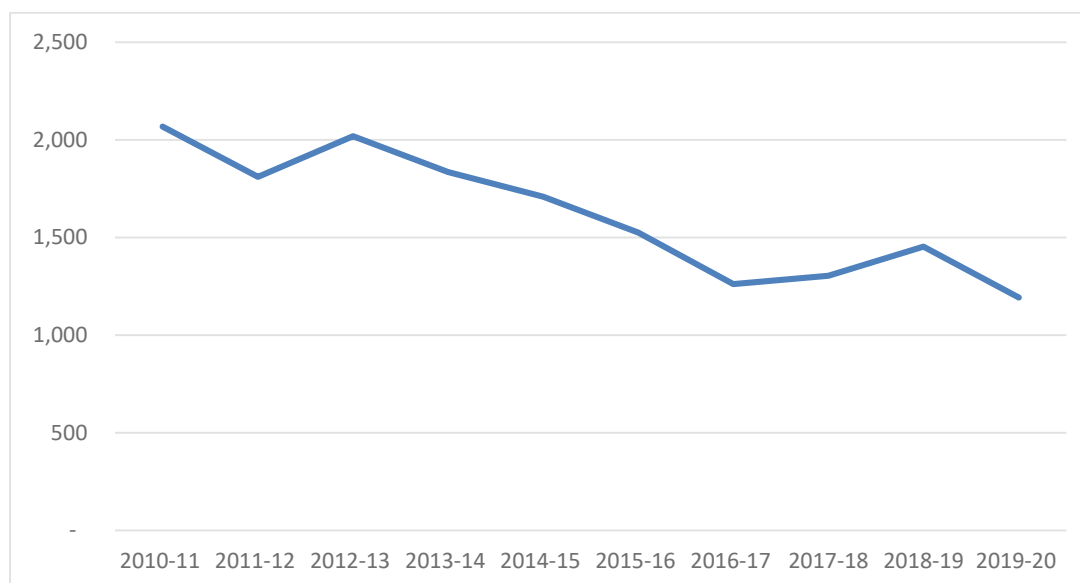
Research suggests a high number of people with mental health problems do not seek help

The estimated prevalence of mental health problems generated by the Adult Psychiatric Morbidity Survey and the National Survey for Wales are significantly higher than the estimate of people who report being treated for a mental health problem. This suggests that there could be many affected people in the population who are not seeking help for various reasons.

The number of admissions to mental health facilities is reducing

The figure below shows admissions to mental health facilities. This shows an overall decline in the number of admissions in North Wales. It is not possible to tell from this data whether that decline is due to a reduction in demand or a reduction in the availability of acute mental health beds. The model for mental health care has changed in recent years and there are more alternative to bed based care particularly for older persons. Admissions have been reducing but it should be caveated that demand is not reducing but is being directed elsewhere such as in the community.

Chart 25: Number of admissions to mental health facilities in North Wales



Source: Welsh Government, admissions, changes in status and detentions under the Mental Health Act 1983 data collection (KP90), StatsWales table HLTH0712

People with mental health problems are more likely to have poor physical health

Mental ill health is associated with physical ill health, reduced life expectancy and vice versa (Royal College of Psychiatrists, 2010). Poor mental health is also associated with increased risk-taking behaviour and unhealthy life-style behaviours such as smoking, hazardous alcohol consumption, drug misuse and lower levels of physical activity (Welsh Government, 2012).

For example, current research suggests that smoking 20 cigarettes a day can decrease life expectancy by an average of ten years. While the prevalence of smoking in the total population is about 25 to 30 percent, the prevalence among people with schizophrenia is approximately three times as high - or almost 90%, and approximately 60% to 70% for people who have bipolar disorder. Mortality rates for people with Schizophrenia and bipolar disorder show a decrease in life expectancy of 25 years, largely because of physical health problems (Royal College of Psychiatrists, 2010). Obesity, poor diet, an inactive lifestyle and the long term use of medication are also associated with severe mental illness and poor physical health.

Suicide

It is difficult to draw conclusions from the available data on suicide in North Wales due to the small number of cases and other caveats. None of the local council areas

in North Wales have suicide rates for those aged 10 years and over which are statistically significantly higher than the Wales average (Jones *et al.*, 2021). Around three-quarters of registered suicide deaths in 2020 were for men, which follows a consistent trend back to the mid-1990's (Office for National Statistics, 2020).

The causes of suicide are complex (Jones *et al.*, 2021). There are a number of factors associated with an increased risk of suicide including gender (male); age (15 to 44 year olds); socio-economic deprivation; psychiatric illness including major depression; bipolar disorder; anxiety disorders; physical illness such as cancer; a history of self-harm and family history of suicide (Price *et al.*, 2010). There are a number of ways in which mental health care is safer for patients, and services can reduce risk with: safer wards; early follow-up on discharge, no out-of-area admissions; 24 hour crisis teams; dual diagnosis service; family involvement in 'learning lessons'; guidance on depression; personalised risk management; low staff turnover (Centre for Mental Health and Safety, 2016). Many people who die by suicide have a history of drug or alcohol misuse, but few were in contact with specialist substance misuse services. Access to these specialist services should be more widely available, and they should work closely with mental health services (Centre for Mental Health and Safety, 2016).

Farmers are identified as a high risk occupational group, with increased knowledge of and ready access to means (also doctors, nurses and other agricultural workers). Certain factors have been identified as particularly creating risk and stress to people living in rural areas over and above the suicide risk factors affecting general populations: isolation, declining incomes, being different within the rural context; heightened stigma associated with mental health issues; barriers to accessing appropriate care (culture of self-reliance, poor service provision) poor social networks; social fragmentation; availability of some means of suicide (firearm ownership); and high risk occupational groups such as farmers and vets (Welsh Government, 2015a). Specific [support for farmers](#) has been launched..

The Welsh Government suicide and self-harm prevention strategy is Talk to me 2 (Welsh Government, 2015a) and there is the North Wales Suicide and Self-harm Working Group that coordinates work on suicide prevention for the region.

9.3 What are people telling us?

What is working well

Several respondents commented that “nothing” is working well in mental health services, concluding that “the system is quite broken”.

A service user was concerned that services tend to focus on prevention or crisis, failing to provide support to people “at all the stages in between”. Furthermore, during crises, people with mental health problems can find themselves caught up in the criminal justice system, resulting in people being “criminalised because of their illness”. The system does not seem able to support people who have mental health problems as a result of past trauma. Many services need to become more trauma informed.

A few services were mentioned as providing positive support including:

- Team Dyffryn Clwyd.
- The Mental Health Support services team at Flintshire County Council.
- Mind’s Active Monitoring, an early intervention service.
- Charity services like Samaritans, CRUSE, Relate.
- On-going group support from charities (KIM, Advance Brighter Futures, Mind, ASNEW).
- Rehabilitation units to provide support for a return to living in the community.

What needs to be improved

Given the serious concerns about mental health services, not surprisingly many commented that “everything” needs improving, including:

- More mental health service provision.
- Increased funding to ensure a decent wage for staff and sufficient service provision for each individual client.
- Improved access for BME communities.
- More long-term funding to allow projects to be embedded and to retain staff.
- More flexibility – one-to-one sessions as well as group sessions.
- Higher staffing levels in all services to avoid gaps in care and provide back-up when staff are off-sick.
- More local counselling services.

- Better substance misuse support.
- Better support for people with Autism, especially “higher functioning” or with co-existing mental health issues.
- Greater access to interventions other than medication.
- Many more out-of-hours services where people can be “held” when mental health services are closed.
- Improved referrals to mental health services, to streamline the process, reduce the number of inappropriate referrals and allow others such as housing managers, to refer tenants for specialist mental health support.
- More mental health services in the local community.
- Smaller rehabilitation units for up to six people with 24-hour support.
- Greater availability of permanent accommodation and supported housing for people who are homeless.
- Case reviews need to be completed in a timely manner, and caseloads managed more effectively.

Service users emphasised the need for many more early intervention services, so that they can access mental health support when in need, and before they reach crisis point. Waiting times were already very long and have only gotten longer since the start of the pandemic. Currently, people experience added stress with delays, and their symptoms often get worse than they need to:

“I would prefer not to reach crisis. It should be less about having to be in crisis to receive support and more about preventative approaches to keeping me well at home.”

The full population needs assessment consultation report can be viewed on the [North Wales Collaborative website](#).

9.4 Review of services currently provided

Mental health services are provided through primary care mental health services, community mental health teams and inpatient facilities who support patients outside of the hospital environment. Local councils and the health board provide care and support for people with mental illnesses in the community. Residential care, day services and outreach teams are an important part of psychiatric care.

11% of the NHS expenditure for Wales is on mental health services. Many services are involved in treating patients with mental health illnesses. A large proportion of attendances to Accident & Emergency and general admissions to hospital are related to mental health problems.

In BCUHB, the largest proportion of expenditure on mental health problems is on general mental illness, followed by elderly mental illness. Expenditure per head in BCUHB (247.4) is just above the average for Wales (240.8). Expenditure per head on mental health illnesses as a whole has increased since 2016-17, with small fluctuations in elderly mental illness and children and young people's mental health services over the three-year period. The proportion of expenditure on mental health illnesses in BCUHB (11.2%) is similar to Wales (11.1%) and has remained fairly stable between 2016-17 and 2018-19 (Mental Health Profile, Public Health Wales, 2021).

ICAN is a mental health and well-being support service that is delivered by BCUHB across North Wales. The BCUHB ICAN Programme sits within the broader Together for Mental Health Strategy. Its overall aim is to implement a more integrated, innovative care system and culture which prevents, but where necessary, responds effectively to episodes of acute mental health need and crisis. The programme seeks to scale up what works and increase the pace of transformation across North Wales to create an integrated urgent care system. Underpinning this is the creation of an integrated ICAN pathway that improves collaborative working, within and between health and social care, statutory partners and third sector organisations.

The model starts with the provision of low-level support and health and well-being activities developed and provided within local communities that are inclusive and help people to maintain positive health and mental well-being, as well as reduce social isolation and build community resilience. By investing in, and supporting the development of such groups, partners are able to demonstrate a longer-term impact on well-being, which in turn serves to reduce demand for statutory services.

The service has been extended to GP surgeries and communities across the region to ensure that more people receive timely mental health support. Over 2,500 people have received help and support via ICAN centres since they were introduced in 2019. ICAN provides advice and support for various issues that affect mental health and well-being, including relationship breakdowns, employment difficulties, social anxiety, grief, debt and financial worries and loneliness. More information about the ICAN programme can be found on the [health board website](#).

BCUHB also promote the 5 Ways to Well-being programme. These are a practical set of actions aimed at improving the mental health and well-being of North Wales residents. More information can be found on the [health board website](#).

The Community Resilience Project will support the delivery of the Together for Mental Health Strategy in North Wales. Improving community resilience was selected as a priority for North-East Wales because of the growing body of evidence that suggests there is a strong correlation between resilience and positive physical and mental health outcomes.

Do-Well and Wrexham Glyndwr University are piloting a new approach by developing people's skills in systems leadership and public narrative to improve community resilience. There are three pilot communities: Holway in Holywell, Flint town centre and Gwersyllt in Wrexham.

The project is adopting a test and learn approach. It will identify areas where community resilience can be improved locally, using the experience of people who live and work in each community. It will produce evidence-based learning for other areas in North Wales.

9.5 Covid-19 impact

It is now clear that the pandemic has had a significant impact on the population's mental health as a whole. For those with existing mental health conditions, they are more likely to have experienced a deterioration in well-being. A survey by Mind Cymru (A Mental Health Emergency: How has the coronavirus pandemic impacted our mental health?, June 2020) stated that more than half of adults and three quarters of young people reported that their mental health had worsened during lockdown periods.

Groups that experienced a disproportionate effect include:

- People with existing needs for mental health support.
- People on low incomes, people who have seen their employment status change or are self-employed.
- NHS and care workers, and other front line staff.
- Black, Asian and minority ethnic communities.
- Older adults.
- Children and young people.

A report by the Senedd in December stated that the long term impact of a potential increase in demand for mental health services is difficult to predict. The Centre for Mental Health has predicted that around 20% of the population (analysis in relation to England, but likely to be applicable to Wales) will require new or additional mental health support.

Although mental health services were categorised as essential during the pandemic, many have reported that they were unable to access services or that there was a delay in seeking help and support.

Key drivers of worsening mental health and well-being as a result of the pandemic have been (BUCHB Covid-19 infographic):

- Job and financial loss.
- Social isolation.
- Housing insecurity and quality.
- Working in a front-line service.
- Loss of coping mechanisms.
- Reduced access to mental health services.

The ONS reported that prior to Covid-19 (in the year ending June 2019), the average rating for anxiety was 4.3 out of 10 for disabled people. Disabled people's average anxiety rating increased following the outbreak of the Covid-19 pandemic to 5.5 out of 10 in April 2020, before decreasing to 4.7 out of 10 in May 2020. 41.6% of disabled people, compared with 29.2% of non-disabled people, continued to report a high level (a score of 6 to 10) of anxiety in May 2020.

Impact on older people

One in three older people agree that their anxiety is now worse or much worse than before the start of the pandemic. The proportion of over 70's experiencing depression has doubled since the start of the pandemic.

9.6 Equalities and human rights

The core protective factors that influence mental well-being include promotion of social inclusion. It is known that groups who share the protected characteristics are more likely to experience social exclusion and this will need to be factored into the assessments for individuals. Mental health has a huge amount of intersectionality

with other protected characteristics. For example, people from Minority Ethnic groups are more likely to be sectioned under the Mental Health Act (Race and Mental Health – Tipping the Scale, Mind, 2019). Around 30% of people with a long-term physical health condition also have a mental health condition, most commonly depression or anxiety (Kings Fund, 2020).

Services for people with mental health needs must take a person-centred approach that takes into account the different needs of people with protected characteristics. The move towards the recovery model, which shifts the focus from treatment of illness towards promotion of well-being, should support the identification of, and appropriate response to address barriers being experienced by individual.

As a result of measures implemented during the Covid-19 pandemic, the British Institute for Human Rights (BIHR) and Welsh National Disability Umbrella Organisations, signalled concerns that the rights of those detained in mental health hospitals, would be breached if the Coronavirus Bill was passed.

9.7 Safeguarding

The safeguarding issues for adults with mental health needs are similar to those of the general adult population. People who lack the capacity to make decisions as to where they live and about their care planning arrangements need to be assessed for a Deprivation of Liberty Safeguards (DoLS). The aim of the safeguards is to ensure that the most vulnerable people in our society are given a 'voice' so that their needs, wishes and feelings are taken into account, and listened to, when important decisions are being taken about them.

There is a new definition of 'adult at risk', a duty for relevant partners to report adults at risk and a duty for local authorities to make enquiries, which should help to safeguard adults at risk, including those with mental health support needs.

9.8 Violence against women, domestic abuse and sexual violence

There is a significant relationship between poor mental health and domestic abuse. The Mental Health Foundation estimates that domestic violence has an estimated overall cost to mental healthcare of £176 million (Walby: 2014).

Furthermore, research suggests that women experiencing domestic abuse are more likely to experience a mental health condition, while women with mental health conditions are more likely to be domestically abused. 30-60% of women with a mental health condition have experienced domestic violence (Howard et al: 2009).

Due to the links between domestic abuse and mental health, it is imperative that professionals receive training to enable them to better identify the signs of domestic abuse within this population group.

Despite the strong links between domestic abuse and poor mental health, however, no specific domestic abuse dataset exists either nationally or regionally, to specifically examine the prevalence of domestic abuse amongst those with poor mental health. Once again, this exposes a significant data gap that needs addressing.

Disability can be classified as any on-going condition that has the potential to impact an individual's day-to-day activities for at least a 12 month period or more. Some agencies may classify mental health as a disability, and in terms of disability across the region in the broadest sense, it is estimated that as of 16th September 2021, 12 month rolling MARAC data showed that between 0-2.3% cases deemed as "high risk" involving disability were heard at MARAC.

As MARAC data covers high risk cases and domestic abuse is an underreported crime, it is reasonable to assume that these figures are an underrepresentation of the true picture.

9.9 Advocacy

People with mental health conditions may want support from another person when expressing their views, or to seek advice regarding decisions that impact them. The Conwy and Denbighshire Mental Health Advocacy Service (CADMHAS) provide support for young people and adults. ASNEW is the mental health advocacy service for North East Wales including Flintshire, Wrexham and surrounding areas. North Wales Advice and Advocacy Association also provides support for young people and adults across North Wales.

Dewis, the Centre for Independent Living provide advocacy support for over 18s in Denbighshire and Conwy County Borough for people with mental health issues (they also provide advocacy for a wider range of groups).

9.10 Welsh language considerations

The North Wales area has a higher rate than other parts of Wales in terms of the number of Welsh speakers, although this varies across the region. North West Wales for example has a high percentage of Welsh speakers. Please see the section on the North Wales Welsh language profile for the data. It is important that people with mental health issues are supported by receiving information, advice and support in their language of choice.

Services, including mental health, must provide an active offer, which means providing a service in Welsh without someone having to ask for it. Mind Cymru provide information and support for people who are accessing mental health services in Welsh. This includes an offer for staff delivering mental health services to undertake Welsh lessons. This is also an option for the workforce via the Health Board and local authorities. Meddwl.org is a charity that provides information on mental health services. Details are shared in Welsh.

9.11 Socio-economic considerations

Socio-economic deprivation is linked with a number of negative impacts, which includes mental health and well-being. The Welsh Government review of evidence for socio-economic disadvantage states that “mental health is worse in the most deprived areas of Wales and deprivation is linked to increased stress, mental health problems and suicide. Living in more deprived areas can also affect mental well-being. Poorer mental well-being is linked to a range of factors including economic and work related stress, structural problems around participation and feeling part of a community, which can increase loneliness and social isolation”.

20% of Welsh adults in the most deprived areas reported being treated for a mental health condition, compared to 8% in the least deprived areas (A Mentally Well Wales, Senedd Research).

Inequality is one of the key drivers of mental health and mental ill health leads to further inequality

Mental health problems can start early in life, often as a result of deprivation, poverty, insecure attachments, trauma, loss or abuse (Welsh Government, 2012). Risk factors for poor mental health in adulthood include unemployment, lower

income, debt, violence, stressful life events and inadequate housing (Royal College of Psychiatrists, 2010).

In Wales, 24% of those who are long-term unemployed or have never worked report a mental health condition, compared with 9% of adults in managerial and professional groups. A recent study found more patients who died by suicide were reported as having economic problems, including homelessness, unemployment and debt (Centre for Mental Health and Safety, 2016).

Risk factors for poor mental health disproportionately affect people from higher risk and marginalised groups. Higher risk groups include, looked-after children; children who experienced abuse; Black and ethnic minority individuals; those with intellectual disability; homeless people; new mothers; lesbian, gay, bisexual and transgender people; refugees and asylum seekers and prisoners (Joint commissioning panel for mental health, 2013).

Having a wide support network, good housing, high standard of living, good schools, opportunities for valued social roles and a range of sport and leisure activities can protect people's mental health (Department of Education, 2016).

9.12 Conclusion and recommendations

It is recommended, in line with all legislation, policy and guidance, that the following recommendations and priorities are progressed to meet the vision for mental health and well-being within the North Wales region:

- **Recovery from Covid-19 Pandemic:** the full impact of the pandemic on people's mental health and well-being is still emerging. As found within this needs assessment, many have felt increased levels of anxiety for a variety of reasons since March 2020. A briefing from Centre for Mental Health (2020) recommends support with financial instability, which can cause mental health problems, proactive mental health support for Covid-19 sufferers and health and social care staff, and the use of trauma focused approaches to support schools, health and social care, and businesses. This approach should form the foundation of recovery plans for mental health and well-being.
- **Early intervention:** responders to the consultation noted that they felt more early intervention is beneficial and this should be widely available to avoid reaching a point of crisis. Work is being undertaken in the region with projects

such as ICAN, which provides support and advice to those with mental health issues.

- **Addressing inequalities:** mental health and adverse well-being is more common in areas with higher levels of deprivation. In North Wales, 12% of the population live in the most deprived lower super output areas. Unemployment, lower educational attainment, housing insecurity and financial insecurity contributes to mental health issues. Tackling socio-economic disadvantage needs to be a significant part of mental health service planning.
- **Co-production:** An action within the Welsh Governments Together for Mental Health Delivery Plan 2019-2022 is to support and develop national guidance aimed at increasing co-production and peer-led approaches to service delivery. This will result in more preventative services that are community based to address the gap between prevention and crisis. Co-production is a key driver for outcomes. It increases well-being and adds social value, embracing the principles of the Social Services and Well-being Act.

10. Unpaid carers

10.1 About this chapter

This chapter includes the population needs of all unpaid carers including young carers, young adult carers and parent carers within the North Wales region.

Definitions

The Social Services and Wellbeing Act defines a carer as “a person who provides or intends to provide care for an adult or child”.

The Act further states that “in general, professional carers who receive payment should not be regarded as carers for the purpose of the act, nor should people who provide care as voluntary work. However, a local authority can treat a person as a carer even if they would not otherwise be regarded as a carer if they consider that, in the context of the caring relationship, it would be appropriate to do so. A local authority can treat a person as a carer in cases where the caring relationship is not principally a commercial one”

This definition includes carers of all ages. Young carers are carers who are under the age of 18 and young adult carers are aged 18 to 25. Unpaid carers often do not see themselves as carers. They will describe themselves as parent, husband, wife, partner, son, daughter, brother, sister, friend or neighbour, but not always as a carer. A carer is someone who provides unpaid support and/or care to one or more people because they are older, ill, vulnerable or have a disability, Unpaid care is commonly provided by family members, friends or neighbours, it can be provided at home, at someone else's home or from a distance. Unpaid carers may provide care on a temporary or permanent basis and caring can include physical, practical, emotional and mental health support.

A parent carer is someone who is a parent or legal guardian who has additional duties and responsibilities towards his/her child because of the child's illness or disability. Parent carers will often see themselves as parents rather than carers, but they may require additional services and support to meet the needs of their child.

The Social Services and Well-being (Wales) Act 2014

Under the Act carers have the same rights as those they care for. It also removed the requirement that carers must be providing a substantial amount of care. Under part 2 of the Act, local councils have a duty to promote the wellbeing of people who need care and support and unpaid carers who need support. Local councils must secure the provision of a service for providing people with a) information and advice (IAA) relating to care and support b) assistance in accessing care and support (section 17). Local councils have a duty to offer a needs assessment to any unpaid carer where it appears to the council that the carer may have needs for support.

Previously, it was the responsibility of the carer to request a needs assessment. A carer's needs meet eligibility criteria for support if:

- a) The need arises as a result of providing care for either an adult or child
- b) The carer cannot meet the need whether
 - Alone
 - With the support of others who are willing to provide that support, or
 - With the assistance of services in the community to which the carer has access, and
- c) The carer is unlikely to achieve one or more of their personal outcomes which relate to the specified outcomes in part 3 of the Act

The local council may now carry out a joint assessment, where an assessment of the cared for person and the carer is carried out at the same time if both parties are willing and it would be beneficial to do so. This is good practice although there are concerns that the assessment of the carer may be compromised by focussing on what the carer can and can't do for the cared for person rather than looking at their desired outcomes in their own right.

Carer needs assessments must include whether the unpaid carer is able/willing to care, the outcomes the unpaid carer wishes in day to day life, whether the unpaid carer works or wishes to/and/or participate in education, training or recreation.

The local council must involve the carer in the assessment and include:

- The extent to which the unpaid carer is able and willing to provide the care and to continue to provide the care.
- The outcomes the unpaid carer wishes to achieve.

An assessment of an unpaid carer's needs must also have regard to whether the carer wishes to work and whether they are participating or wish to participate in education, training, or leisure activities.

Unpaid carers should be very clear about what they can and cannot do and any differences between their expectations and that of the person cared for. The people carrying out the assessments should be skilled in drawing out this information. The Act says carers need to be asked what they can do, so this should be monitored by local authorities to make sure it happens in practice and is included in the assessment. It is important that the unpaid carer feels that they are an equal partner in their relationship with professionals.

The Act recognises that carers have a key role in the preventative service approach within a local authority area, and that carers themselves provide a form of preventative service. Supporting unpaid carers is a preventative measure for both the individual carer and the sustainability of health and care services. Local councils now have to provide a range of preventative services and promote social enterprises, cooperatives and the third sector. The Wellbeing of Future Generations (Wales) Act places further duties on councils to embed a 'preventative approach' by considering the long term impact of their actions.

The emphasis on the increased use of direct payments is a significant change for unpaid carers. Local councils now have to offer direct payments although take up is still the choice of the carer. A local authority must provide appropriate information and support to enable an unpaid carer to decide whether they wish to receive a direct payment for any support. Direct Payments give the unpaid carer autonomy to determine exactly the services that are right for them. A local council must make a direct payment available where an unpaid carer expresses a wish to receive them and where they enable an unpaid carer to achieve their personal outcomes.

They give individuals control providing an alternative to social care services provided by a local council. This helps to increase opportunities for independence, social inclusion and enhanced self-esteem.

The Act sets out a national 'eligibility framework' to determine whether or not a carer who has been assessed and who has support needs will meet the criteria for services. Unpaid carers with eligible needs will have a support plan centred on outcomes they have identified themselves. It will also set out the support to help them achieve the outcomes identified. Support plans will be subject to regular

reviews by local councils, and re-assessment of needs if their circumstances change (Care Council for Wales, 2016).

The Carers Strategies Measure helped to begin changing the culture of early identification and support of carers, particularly for the health board. There are concerns that the duties and obligations are more diluted in the Social Services and Well-being Act. There is still more to be done to make sure health staff are identifying carers, in particular GPs and other primary health care staff (Betsi Cadwaladr University Health Board (BCUHB), 2015).

The North Wales Carers Strategy 2018 focuses on improving standards and developing a consistent approach to service delivery and outcomes across North Wales, which all six local councils and the health board helped to develop and are signed up to. The current GP and Hospital Facilitation Service regional contract has been commissioned to improve engagement with primary care and community hospitals and both providers are working together to develop an accredited scheme similar to Hywel Dda's successful three tiered Investors in Carers service.

Additionally, the new National Strategy for Unpaid Carers 2021 includes four ministerial priorities:

- 1) Identifying and valuing carers
- 2) Providing information advice and assistance
- 3) Supporting life alongside caring
- 4) Supporting unpaid carers in education and the workplace

10.2 What we know about the population

Carers Wales states that there are more than 370,000 unpaid carers of all ages in Wales providing care worth around £8.1billion each year. Social Care Wales estimate that 12% of the population of Wales are unpaid carers and this figure could increase to 16% by 2037 (Unpaid Carers Strategy, Welsh Government, 2021).

Around 79,000 people provide unpaid care in North Wales according to the 2011 census, which is about 11% of the population. This is slightly lower than the all Wales figure of 12% and slightly higher than the England and Wales figure of 10%. Although the results of the 2011 Census are now dated, the 2021 Census results are

not yet available. Other data sources have been used below, however, these do not provide the full picture in the way that the Census does, as not all carers are eligible for benefits, and not all will approach services for support. This section will be updated once the 2021 Census results are available.

The number of carers in North Wales has been increasing, particularly in north-west Wales. There were 6,000 more carers in North Wales in 2011 than in the 2001 census, which is an 8% increase. Overall, more women provide unpaid care than men: 58% of carers in North Wales are women, and 42% are men, which is similar to the proportion across Wales and in each local council area. This difference has narrowed slightly since the 2001 census by one percentage point due to a greater increase in the numbers of men providing unpaid care.

The table below shows that Flintshire has the highest total number of carers in North Wales and Anglesey the lowest, which reflects overall population numbers.

Table 64: Number of carers in North Wales by local authority, 2001 and 2011

Local council	April 2001	April 2011	% change
Anglesey	7,200	8,000	11
Gwynedd	11,000	12,000	11
Conwy	12,000	14,000	11
Denbighshire	11,000	12,000	9
Flintshire	16,000	18,000	7
Wrexham	15,000	15,000	2
North Wales	73,000	79,000	8

Numbers have been rounded so may not sum

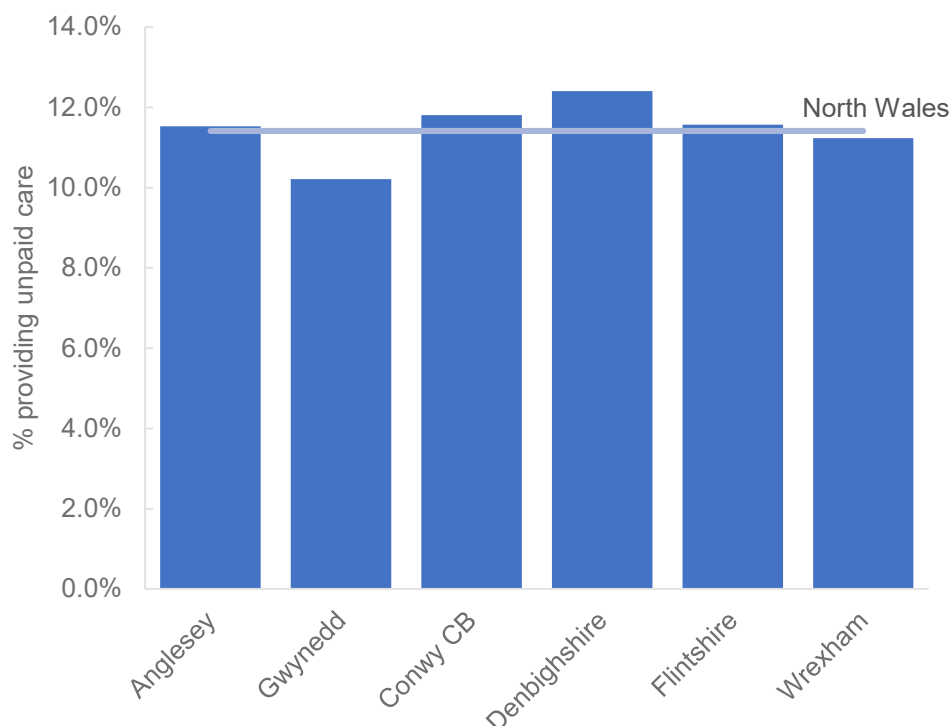
Source: Census 2001 and 2011, Office for National Statistics

The increase in need for social care identified in the other chapters of this population assessment report is likely to lead to greater numbers of people providing unpaid care and providing care for longer. Changes in working patterns and the increasing retirement age may reduce the capacity of people to provide unpaid care. People moving to the area to retire may also have moved away from the family and social networks that could have provided support.

The chart below shows the number of carers as a proportion of the total population in the county: Denbighshire has the highest proportion providing unpaid care while

Gwynedd has the lowest. Although Flintshire has the highest total number of carers, this is not much higher than the average in North Wales as a proportion of the population.

Chart 26: Percentage of total population who provide unpaid care, 2011



Source: Census 2011, Office for National Statistics

People aged 50 to 64 are the most likely to provide unpaid care

In North Wales around 20% of people aged 50 to 64 provide unpaid care compared to 11% of the population in total. Generally speaking, the proportion of people providing unpaid care increases with age until the 65 and over age group. In the 65 and over age group 14% of people provide unpaid care, which is the same proportion as in the 35 to 49 age group. These proportions follow a similar pattern in each local authority.

Table 65: Number of carers in North Wales by age and local authority, 2011

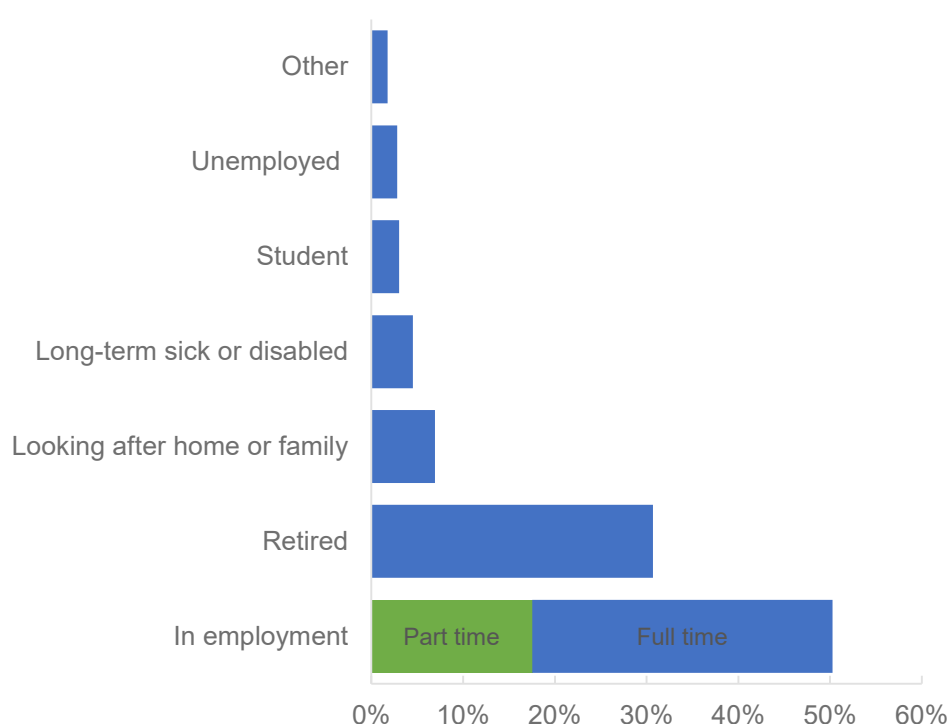
Local council	Age 0 to 15	Age 16 to 24	Age 25 to 34	Age 35 to 49	Age 50 to 64	Age 65 and over
Anglesey	140	360	520	1,800	3,000	2,200
Gwynedd	250	620	780	3,000	4,500	3,300
Conwy	260	550	750	3,200	4,800	4,100
Denbighshire	260	640	740	2,800	4,100	3,100
Flintshire	340	920	1,200	4,500	6,600	4,100
Wrexham	290	860	1,300	4,000	5,400	3,200
North Wales	1,500	4,000	5,300	19,000	28,000	20,000

Numbers have been rounded so may not sum

Source: Census 2011, Office for National Statistics

The majority of the 50% of carers who are in employment work full time as shown in Figure 7.2 below. Around 30% of carers are retired.

Chart 27: Percentage of carers in North Wales aged 16 and over by economic activity, 2011



Source: Census 2011, Office for National Statistics

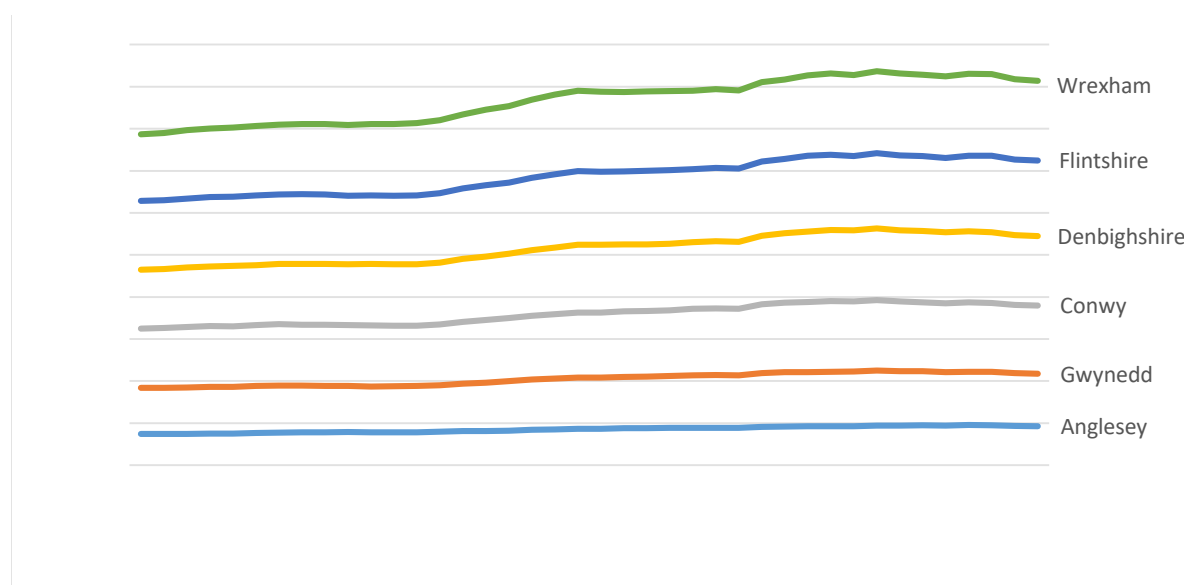
Of the 39,000 carers in employment across North Wales, 5,800 provide more than 50 hours of care each week and 1,600 work full-time and provide more than 50 hours or more of care a week. There are 3,500 carers in north Wales who describe themselves as having a long-term illness or disability, of which 1,500 provide 50 or more hours of care a week. For carers in employment, the support of their employer and colleagues is vital to helping them continue their caring role. This is important to consider when planning services, particularly with the focus in the Social Services and Well-being Act on supporting carers to continue in employment if they want to.

Carers' allowance

In November 2020, there were 18,250 people in North Wales claiming Carers' Allowance. This has increased from 15,750 in February 2011. This number is much lower than the estimated 73,000 who provide unpaid care reported in the 2011 Census. However, this allowance is only available for those under pension age, unpaid carers may be eligible for Pension Credit once they are in receipt of their State Retirement Pension.

It will not be available to the majority of people in employment who make up about 50% of unpaid carers. The increase in the numbers claiming is probably due to a combination of an increase in the total number of carers and better awareness of the allowance. These numbers still suggest that there is an issue of carers not claiming the benefits they are entitled to and highlights the importance of welfare rights services for carers. There is also a drive from the Welsh Government to get carers to register with their local authorities. North Wales councils work closely with Citizens Advice and NEWCIS to support unpaid carers, specifically those in rural areas who can be more isolated, to maximise income and check entitlements for welfare.

Chart 28: Number of people entitled to carers allowance in North Wales, 2011 to 2020



Source: Department for Work and Pensions

The table below shows the number of carers who had been assessed and considered entitled to claim Carers Allowance. When compared with the Wales rate, all North Wales councils had lower rates. The rates also vary across each Council, with those in the east being higher than those in the west.

Table 66: Total carers allowance entitlement in North Wales (November 2020)

Local council	Carers allowance entitlement (number)	Carers allowance entitlement (rate)
Anglesey	1,852	2.15%
Gwynedd	2,490	2.89%
Conwy	3,254	3.78%
Denbighshire	3,304	3.84%
Flintshire	3,584	4.16%
Wrexham	3,787	4.40%
Wales	86,122	6.63%

Source: Department for Work and Pensions

Housing and accommodation

Housing is an important part of unpaid carers' wellbeing and housing services are a key partner when supporting carers. Carers may face housing issues such as fuel poverty due to a low income, for example, if they have had to give up work. Housing that is not suitable or needs adaptations can make caring more difficult and it can be more difficult for people living in rented property to make adaptations.

Location is also an issue for unpaid carers living in rural communities. Carers Trust has highlighted specific needs of unpaid carers living in remote or rural communities in Wales where social isolation, poverty, deprivation, lack of transport and long distances to travel to access health and carers services mean that rural unpaid carers face additional challenges in accessing services

Unpaid carers can also be concerned that they will be made homeless if the person they care for dies or goes into residential accommodation.

Table 67: Number of assessments of need for support for carers undertaken during the year 2019-2020

Local council	Number of assessments	The number that led to a support plan	The % that led to a support plan
Anglesey	563	186	33%
Gwynedd	25	3	12%
Conwy	350	199	57%
Denbighshire	234	35	15%
Flintshire	498	478	96%
Wrexham	108	52	48%
North Wales	1,778	953	54%
Wales	7,261	2,748	38%

Numbers have been rounded so may not sum

Source: Adults Receiving Care and Support, Welsh Government, StatsWales table CARE0121

Data is available on the number of carers' assessments that took place across North Wales. We have not included it here as it gave a misleading picture as the numbers were counted differently in each county. It was also based on the assessment of the person 'cared for' so excluded assessments of carers who had self-referred. A consistent approach to assessments and data recording is needed.

Physical and mental wellbeing of unpaid carers

A priority within the Strategy for Unpaid Carers (Welsh Government, 2021) is the physical and mental wellbeing of carers. There is a focus on improving access for respite care to allow unpaid carers to take breaks from their caring roles.

Additionally, psychological support is to be extended and should be identified during a carers' needs assessment. Research by Carers Wales found that 74% of carers in Wales said they had suffered mental ill health and 61% said their physical health had worsened as a result of their caring role. This has been exacerbated by the coronavirus pandemic.

Denbighshire Healthy Carers Worker Case Study – Working with Carers in 2021

“I aim to empower the citizens referred to me to improve and/or maintain their health and wellbeing, including social inclusion. While I do advise and guide on issues such as manual handling, back care and accessing professionals to attend other health issues, increasingly I am dealing with crisis referrals, where packages of care fail, are unavailable or much needed support is resisted, because of fear, negative and intrusive thought patterns and the wider impact of constant stress.

As is well documented, stress and high cortisol can have serious consequences on physiological, as well as psychological, health, with the following being some of the key effects:

- Severe fatigue
- High blood pressure
- Increased propensity to diabetes
- Headaches
- Irritability
- Depression and anxiety
- Suppressed immune system

Before the Covid-19 pandemic, carers were stretched to the limit, often on call 24/7 and with minimal respite, whether provided by family members, sitting services, group activities or other means. During and post-lockdown, face to face contact with family and the wider world has become significantly

reduced. This led to a sense of being trapped, abandoned or under siege for many carers and their resilience is at an all-time low.

Many of the carers now referred to me require immediate support with their mental health, either because of sheer fatigue, trauma or grief (either loss of a loved one or disappointment and dashed life expectations).

Often, until I have started to deal with these deeper issues, we cannot hope to expect that person to engage better with support offered, make healthy life choices or expose themselves to anything outside of their comfort zone.

Through trust building, reducing challenges down to small, manageable tasks and often a fair bit of mediation between the carer and others from their resource wheel, I work to enable them to gain resilience and control over the factors, influencing their daily lives. Then, signposting begins and the support network can widen.”

10.3 What people are telling us

What is working well:

A small number of carers reported the following services as working well:

- Counselling for carers.
- Fast carers’ assessments and referrals adult social services, as well as their high quality support.
- Hafal carers’ support.
- NEWCIS / Carers Outreach.

However, a similar number reported that “Nothing has worked well” based on their experience of social care services.

“From my initial contact with social services, I have been fobbed off five times... when I was experiencing carer breakdown, with my father’s dementia, working full time and shielding. Nothing has improved and I have a list of misinformation, conflicting information, conflict within the team itself etc, etc”

What needs to be improved:

Several recommendations were made for improving services for carers including:

- Ensure carers' assessments are carried out by people who understand the carer's situation.
- Increase the provision of respite care services, sitting services, night support and day centres.
- Ensure social workers include respite care in care plans and increase the amount of respite care allowed - "four hours a month is ridiculous".
- Increase funding for services to improve carers' mental health.
- Provide carers with training and support to access information and services online.
- Create peer support groups for carers with different experiences for example a group for parents of disabled children.
- Involve carers in writing care plans.
- Include contingency plans in care plans for when the carer can no longer cope and/ or the health of the person being cared for deteriorates.

Some carers' felt that they were close to breaking point, which will ultimately cost more than providing them with more support:

"There is zero reliable and dependable mental health support for carers. Unpaid carers are in crisis and this will always have an impact on those being cared for. With better support, I could probably keep my Mum in her own home as I have done for ten years, but if the support level continues to deteriorate, against her will and mine, I will have to put her in a nursing home. This has a social and economic impact for all concerned."

Flintshire County Council – Review of Respite Services Engagement

Feedback has been gathered from carers, people living with dementia, third sector staff and social care staff on the commissioned respite services available to carers of people living with dementia within Flintshire.

The review has gathered the views, experiences, expectations and ideal respite options with 44 carers, 6 people living with dementia and 9 third sector and social care staff in 2019.

When discussing respite with the carers, a number were unsure of the exact services being accessed and how these are identified within Social Services and NEWCIS, especially where multiple services are being provided.

The following feedback shares the key themes gathered via the consultation.

NEWCIS - Bridging the Gap

- The service works well for all carers engaged with, and all carers liked the flexibility to use the respite when needed, especially for planned events like breaks, days out, social events and family events.
- Carers shared that the choice of care providers is beneficial as they can use the same provider as they currently have, or they can choose a new one where they were experiencing issues with the provider.
- Some carers found the process daunting, choosing a provider, and would have liked some further guidance to make the best choice.

NEWCIS – Carer Breaks

- All the Carers shared how extremely enjoyable the break was for them, especially with the peer support they had from other carers
- The support from the staff and volunteers was available whenever needed
- The information and advice provided during the break was invaluable
- Carer expressed how their wellbeing had improved by having the break and being able to attend with their cared for had helped them reconnect
- Carer found the group setting for dinner extremely beneficial enabling them to socialise with others.

Marleyfield Dementia Saturday Respite

- Carers shared this was a good service, where the staff are supportive, and the cared for person enjoys most of their time at the centre.
- Carer raised transport is an issue especially those that lived further away from Buckley.
- Some carers felt they were increasing their role on a Saturday morning getting the cared for ready and transporting them to the centre. Where normal

Saturdays would be more relaxed and less pressured.

- Carers felt more flexible respite would benefit them with different dates, times, location and options.
- Carers felt there could be more variety in what is offered to their cared for person regarding person centred activities.
- People living with dementia shared that they enjoyed the company and liked the people around them. They shared a liking for the food especially.
- People living with dementia shared a lot about their past and present mixed together, I asked if they would like to do specific activities from their past, or new things they mentioned. Some agreed with yes, others responded with “no I’m too old”.

10.4 Review of services currently provided

Historically, much of the support that unpaid carers need can be provided through a statutory assessment of the cared for person. With the introduction of the Act, the provision of information, advice and assistance or preventative and rehabilitative services for the cared for person must be considered. This assessment, and the care and support plan will focus on outcomes to be achieved and innovative ways to achieve them such as attendance at local groups providing day time opportunities – however, if there is no other way, then services such as domiciliary care will be provided by social services.

In addition, the provision of respite services in the form of short term care in a residential setting, and sitting services can be delivered to the cared for person to provide unpaid carers with a break from the caring role. Carers Trust Wales have launched a new vision for respite care in Wales in response to the needs of carers who have described difficulty in accessing respite care. The report calls for four key actions which includes the development of national and regional short break statements, creation of a national short breaks information and guidance hub, a national ‘residentiality’ initiative for Wales and a national short breaks fund (Carers Trust, 2021).

Flintshire Social Services and BCUHB commission a carer respite service for carers. This service provides a sitting and domiciliary care service within Flintshire. This service is accessed via Crossroads. The respite is currently available to those that have high demanding caring roles, this includes carers of people living with

dementia. This service is offered for a 12-week period followed by signposting to SPOA to explore ongoing respite options.

The service links to other respite options such as Bridging the Gap (NEWCIS) to provide continuity of care provider. Crossroads are commissioned by BCUHB to provide Health Respite services for carers to enable them to attend health appointments and can be used during times of crisis relating to depression. The Health service is only accessible via referral from a health professional such as a GP.

A wide range of support for unpaid carers in North Wales is grant funded or commissioned to third sector organisations who have a long and valued history of supporting carers. These include preventative services that can support carers throughout their caring journey, and commissioned services that meet statutory obligations such as carers' needs assessments.

Local council and health board grants can either partially or wholly fund services for unpaid carers', and in some cases the funding contributes to core costs. Some third sector services receive funding from both local councils and Betsi Cadwaladr University Health Board (BCUHB) although not necessarily under a single contract. The WCD Young Carers service (serving Wrexham, Conwy, Denbighshire) is a good example of collaborative working leading to a regional commissioning approach along with BCUHB to support young carers.

In April 2021, through the Welsh Government Annual Carers Grant, BCUHB commissioned Carers Outreach and NEWCIS as a joint partnership to deliver the GP and Hospital Facilitator posts across the region to support unpaid carers identified within primary and secondary care. In March 2021, all 6 councils, BCUHB and young carers commissioned providers launched the North Wales Young Carers ID Card as a collaborative initiative, ensuring young carers receive the same support from professionals within the community wherever they may be in North Wales.

It must also be recognised that the third sector can effectively draw in external funding to develop services for unpaid carers to provide added value to service provision.

The following are examples of the type of services that are provided to carers across North Wales, which vary across the region. It must be noted that while some of these services are generic, others are specialist services, for example, providing support

for carers of individuals with dementia or mental health conditions. The list also includes services that raise awareness of unpaid carers issues:

- Information, advice & assistance
- Dedicated carers needs assessors (in-house & commissioned out)
- One to one support
- Listening ear / emotional support
- Counselling
- Healthy carers worker
- Support groups/forums/cafes/drop-in sessions
- Primary care GP Carer Facilitators raising awareness of carers and offering support to GP practices
- Hospital Carer Facilitators – supporting the 3 District General Hospitals and community hospitals across North Wales to raise awareness of carers and early identification within the health settings
- Training for carers, for example, dementia, first aid, moving & positioning, relaxation, goal setting
- Training for staff – to raise awareness of carers issues and support available
- Direct payments / support budgets / one-off grants
- Support to access life-long learning, employment, volunteering opportunities
- Support and activities for young carers and young adult carers

Local councils and BCUHB also invest significantly in services for unpaid carers that provide short term breaks in the form of sitting service or replacement care. Although these are services delivered to the cared for person, they are also regarded as a form of respite for the unpaid carer. The contractual arrangements and criteria for these services vary across the region but they are all currently non-chargeable services to the carers. Some third sector organisations also draw in external funding for these types of services.

The Regional Project Manager leading on carers within the regional collaboration team continually maps the full range of services available to carers across North Wales, identifying any areas of duplication and also collaborative opportunities across all 6 councils and BCUHB.

The All Wales Citizen Portal, [DEWIS](#), provides social care and well-being information including services and support for carers.

On Carers Rights Day 2020, Denbighshire launched the Carers Charter developed with the help of the Carers Strategy Group and local carer networks. The purpose of the Charter is to improve recognition and raise awareness amongst the wider community.

Generating social value for the genuine benefit of unpaid carers through a focus on social value delivery models that are ‘co-operative organisations and arrangements’ (Part 2, Section 16 1) b) of the Act) and involve ‘persons for whom care and support or preventative services are to be provided in the design and operation of that provision’ (Part 2, Section 16 1) c) of the Act). Social value delivery models and added social value can be achieved through the shared experience of peer-carers, mutual support and reciprocity.

Carers will require support to create co-operative arrangements and commissioners will need an investment strategy the builds ‘capacity beyond the market’. Future policy objectives that respond to the findings of the chapter to generate greater social value include:

- More carers are able to obtain “what matters” to them without (direct) recourse to public services.
- More carers are engaged in helping each other at the family and community level.
- More carers are able to choose and access a wide range of well-being related activities.
- More carers are experiencing empowerment through peer groups and collective action.
- More carers are able to engage with public services as confident (and constructive) citizens.
- More carers retain their well-being and independence for longer.
- There are valuable carers-led organisations in every community of viable size.

10.5 Young carers

Welsh Government defines young carers as carers who are under the age of 18. The Code of Practice for Part 3 defines young adult carers as being aged 16 to 25.

Local authorities are required to offer a carer's needs assessment to any carer with a presenting need. Annex A of the Code of Practice includes a range of examples that relate to young carers including:

- The child is unlikely to achieve development goals.
- The individual is/will be unable to access and engage in work, training, education, volunteering or recreational activities.

In assessing, the council must have regard to the importance of promoting the upbringing of the child by the child's family, in so far as doing so is consistent with promoting the well-being of the child.

Where the carer is a child the council must have regard to his or her developmental needs and the extent to which it is appropriate for the child to provide the care. This should lead to consideration by the council of whether a child carer is actually a child with care and support needs in his or her own right.

What do we know about the young carer population

The identified number of young carers in North Wales has grown in the last few years due to an increase in referrals through successful awareness raising and positive relationships with partner agencies. At time of writing 1,752 young carers are being supported across North Wales (November 2021) as shown in the table below. The 2011 census identified 1,500 young carers aged 0 to 15 and 4,000 aged 16 to 24 in North Wales. The 2021 census data will be published in 2022/23 and reviewed.

Table 68: Number of young carers registered with local councils (2021)

Local council	Number of young carers registered
Anglesey	92
Gwynedd	81
Conwy	423
Denbighshire	578
Flintshire	202
Wrexham	376
North Wales	1,752

Source: local authority registers

Funding for young carers only allows organisations such as Action for Children to support young carers who have a moderate to high caring role / impact of caring. This means that there are a number of young carers in North Wales that will not be captured in the data above and therefore the data should be treated as a conservative estimate.

Review of services provided for young carers

Specific support for young carers and young adult carers has been commissioned across North Wales from the third sector. WCD / Credu Young Carers is commissioned to provide these services in Wrexham, Denbighshire and Conwy, NEWCIS provide the service in Flintshire and Action for Children provide the service across Gwynedd and Ynys Mon. The new Flintshire Young Carers Support Service launched on the 1st July 2020 and is being delivered by NEWCIS Young Carers. The service aims to provide a single and open access point for all young carers up to the age of 25 years old, their families, professionals and partner organisations. The service is a one stop shop for a range of universal information, advice, signposting, access to assessments, one to one support (which will be person- centred, outcome focused, proportionate) and well-being support.

Young Adult Carers 17 to 25 years living in Anglesey and Conwy can be supported by Carers Trust North Wales Crossroads Care Services Young Adult Carers Service project. They can offer information and practical and emotional support, breaks from caring and one to one and group sessions once restrictions are lifted and meetings are allowed.

They also offer free training which includes practical courses on manual handling, first aid, cooking, finance and budgeting, resilience workshops and music sessions. Transport can be arranged for any young adult carers wishing to attend.

Parent carers in Flintshire are supported by Daffodils, a local charity that provides support and activities to families with children that have additional needs by offering social activities for carers and loved ones.

These organisations all provide similar levels of support including information and advice, social activities and events, support with personal resilience and wellbeing, transport, counselling, advocacy and liaison with school, college, social services or health professionals. These services do not intervene directly to address the needs

of the person being cared for by the young person, but are there to mitigate the impact of the caring role on the young person.

The most common needs of young carers identified by these service providers are: the need for respite and opportunities to socialise (giving them time to be a child); building resilience, emotional wellbeing and self-esteem; need for peer support networks with other young carers who understand; support with education and learning; and, advocacy support to have their voices heard.

The majority of referrals come from social services, specialist children's services, Families First and educational welfare officers on behalf of the schools. North West Wales have seen an increase in referrals from the health service, mainly from school nurses, health visitors and consultants in the past two years following a pilot project aiming to improve the health and emotional wellbeing of young carers.

Emerging trends for young carers

Young carers need to be identified as early as possible so that they can receive the support that they need. The introduction of the Young Carer ID Card aims to help with this. There also needs to be a focus on the mental health and well-being of children and young people with caring responsibilities as a result of the pandemic. Many young carers are worried about socialising in case they carry and transmit Covid-19 to the person they care for.

This means they miss out on opportunities negatively impacting their wellbeing. The Carers Trust undertook a survey with young carers and young adult carers which pointed to a decline in the mental health and wellbeing of hundreds of thousands of young people who provide care for family members. 40% of young carers and 59% of young adult carers said their mental health is worse since the pandemic (Carers Trust, 2020).

Safeguarding young carers

There can be a number of factors for young carers that mean safeguarding issues can arise. Young carers are often difficult to identify and this can mean their needs only come to light when there is a crisis. The extent of the child's caring role and the impact that it has on their own development can be a safeguarding concern in itself, which is why it is vital that services quickly recognise and fully assess their needs to ensure the right support is in place at the right time.

Young carers are vulnerable to the impact of caring on their emotional and physical development, education and social networks and friendships (Becker et al., 2000). Very young carers, those under the age of eight, are at particular risk and have been excluded from some young carers' assessments and services in the past on the grounds that a child under eight should not have any caring responsibilities. Commissioners need to make sure there is support in place for these young people whether through young carers' services or other services for vulnerable children.

There may also be differences of view between children and parents about what constitute appropriate levels of care and parents can sometimes be reluctant to engage with services because of negative perceptions or fears relating to the action social care services may take.

Young adult carers equally face safeguarding issues similar to young carers. The caring role can place a significant strain on young people, which can impact on their educational attainment, accesses to training and employment and their general health and wellbeing.

Being a young carer does not mean that a child or young person is automatically in need of protection. However, it highlights that services must put preventative processes in place to ensure families do not find themselves in crisis, resulting in child protection procedures being triggered.

10.6 Covid-19 impact

Covid-19 has had a significant impact on carers, this is represented in the consultation responses. One of the most significant impacts has been the effect on the mental health and wellbeing of unpaid carers. Services closed completely or offered a reduced service leaving unpaid carers to cope. Unpaid carers have told us how stressed they were about keeping the person they care for safe and also worrying about what would happen if they were unable to continue caring. Friends neighbours, communities and Third Sector all helped to avert crisis. Key issues reported across the region were the availability of PPE, access to GP and medical appointments and hospital discharge procedures, and being separated from family and friends.

Since the start of the pandemic there has been an increase in the numbers of carers in Wales, the National Survey for Wales found that that by June 2020 35% of people looked after or provided help and support to family, friends or neighbours. This had

increased from 29% in the 2019 -2020 full year survey (Unpaid Carers Strategy Wales, 2021). The Office for National Statistics collated key statistics relating to the impact the coronavirus pandemic has had on unpaid carers:

- A larger number of unpaid carers than non-carers were worried about the effects that the coronavirus pandemic was having on their life (63% of unpaid carers compared with 56% of non-carers).
- Unpaid carers were more likely to avoid physical contact with others when outside their household (92% compared with 88%).
- Unpaid carers indicated that the pandemic impacted life events such as work, access to healthcare and treatment, their overall health, access to groceries, medications and essentials

10.7 Equalities and human rights

The Equality Act 2010 gives protection for unpaid carers in relation to disability discrimination. For example, carers of a disabled person are protected due to being associated with a disabled person. They are also protected under the Act if they experience prohibited conduct such as victimisation. Carers can also experience significant multi-layer disadvantages due to intersectionality (the overlap of social identities such as carer status, race, sex and socio-economic status). This can affect confidence in accessing services wellbeing and impacting on the outcomes of carers and those they provide care for.

There are still often societal expectations of women as caregivers. The 2011 census showed that women make up the majority of unpaid carers – 57% of carers in Wales are women and women of working age (25 to 64) are significantly more likely than men to be providing unpaid care to someone with a disability or illness or who is older. A higher percentage of unpaid carers than non-carers reported that they were disabled (32%) compared with 23%, with unpaid carers aged 16 to 34 years and 45 to 54 years more likely to be disabled than non-carers of the same age groups (ONS, 2021).

As our society ages, the number of people living with complex needs is increasing. It is therefore inevitable that older people will take on a caring role. Most older carers live alone with the person they care for and many also live with life limiting conditions. There is also likely to be an increase in mutual carers as older couples provide care and support for each other.

10.8 Safeguarding

The stress of caring can create safeguarding issues both for the carer and the person cared for. There are times when carers experience abuse from the person to whom they are offering care and support or from the local community in which they live. Risk of harm to the supported person may also arise because of carer stress, tiredness, or lack of information, skills or support. Service providers need to carefully assess capacity to care in order to prevent risks arising and to ensure the carer is supported to maintain their wellbeing reducing emotional or physical stress factors.

The Social Services and Wellbeing Act includes a definition of 'child at risk' and 'adult at risk', a duty for relevant partners to report children and adults at risk and duties for local councils to make enquiries (Care Council for Wales, 2015).

10.9 Violence against women, domestic abuse and sexual violence

In accordance with Part III, Section 24 of the Social Services and Wellbeing (Wales) Act 2014, Carers may receive an assessment undertaken by the local authority in order to evaluate their needs for support. As with older people and others with care and support needs, carers may be vulnerable due to a variety of circumstances including time, financial and emotional pressures. In many cases, they may be the sole caregiver for a vulnerable family member, who may be suffering with ill-health, disability or learning difficulties.

The definition of VAWDASV includes, 'Any incident or pattern of incidents of controlling, coercive, threatening behaviour, violence or abuse between those aged 16 or over who are, or have been, intimate partners or family members regardless of gender or sexuality' (Home Office: 2016).

It is not unfathomable that some carers may themselves be at risk of, or indeed be living with, domestic abuse also. They may be survivors of historic domestic abuse perpetrated against them by a spouse, or those dependent on their care may also be inadvertently perpetrating abuse against caregivers due in part to illness and infirmity.

Whatever the case, it is essential that training is provided to enable care providers to identify the signs and symptoms of domestic abuse in carers, to provide an

assessment when required and to offer adequate care and support to enable carers to better manage their situation. There is no specific dataset available either nationally or regionally that looks at carers as a specific population group, in terms of prevalence of domestic abuse.

As many carers may be older people caring for spouses, and other family members, there may be some representation of this group within the older people population group. However, as with other vulnerable population groups, it is clear that a significant data gap exists here that requires addressing in order to examine the full extent of the issue.

In terms of services available, councils should have procedures in place for identifying domestic abuse and signposting to the relevant designated lead for safeguarding so that a referral to MARAC can be considered in conjunction with pre-existing care support that individuals may already be receiving.

Those with caring responsibilities may also be identified through council's use of the Single Point of Access scheme (SPOA) in order to help identify support needs.

10.10 Advocacy

Advocacy means getting support from another person to help you express your views and wishes, and help you stand up for your rights and entitlements. Someone who helps you in this way is referred to as an advocate. Low level advocacy services are offered by the carer support services across North Wales as required. They will contact health professionals, special services, or any external agencies on a carer's behalf if they feel unable to do so.

Denbighshire's Education and Children's Services have worked in partnership with Conwy and Wrexham to commission support services for young carers since 2013. The service is called WCD Young Carers and delivered by Credu Carers. Credu have a long track record of delivering support and advocacy for carers of all ages.

10.11 Welsh language considerations

The North Wales area has a higher rate than other parts of Wales in terms of the number of Welsh speakers (please see the section on the North Wales Welsh Language profile for the data) although this varies across the region. North West

Wales for example has a high percentage of Welsh speakers, it is important that carers are supported by receiving information, advice and support in their language of choice. This is also true when carers are having their voice heard.

Unpaid carer and young carer services should be provided in line with the principles of the More Than Just Words framework specifically around the active offer.

10.12 Socio-economic considerations

We know from the 2011 Census that the majority of all unpaid carers are of working age and surveys and consultations completed by third sector carer organisations show that the majority wish to work, but many are unable to because of caring. Financial hardship can also disproportionately affect women because they are more likely to be providing care and providing more hours of care while at the same time balancing work or their own health conditions.

An Oxfam report states that prior to the pandemic more than one in three unpaid carers of people with additional needs providing over 20 hours of care per week were in poverty (Care, Poverty and Coronavirus Across Britain, 2020). The report states that it is often the case that unpaid carers can lose income due to leaving or reducing paid work to undertake their caring duties. Research by Carers UK (State of Caring, 2019) stated that 12% of unpaid carers took a less qualified role or turned down promotion at work. 11% of carers retired early to become a carer.

The report further found that 21% of unpaid carers are or have been in debt as a result of their caring responsibilities, 8% cannot afford utility costs and 4% are struggling with housing payments.

Research from the London School of Economics in 2018 found that the costs to the UK government of unpaid carers leaving employment exceeded £2.9 billion a year. The Caring for Carers report by the Social Market Foundation 2018 also highlighted this as an issue, it states that carers become at risk of leaving paid employment when they provide ten hours of care or more. Further research shows that carers providing ten or more hours of care has increased from 39% to 43% between 2005 and 2015.

The new Priority 4 within the Unpaid Carers Strategy, supporting unpaid carers in education and the workplace, is intended to have a positive impact on working age

carers by ensuring more support is available to carers in the workplace and should shape regional local policies for unpaid carers.

10.13 Conclusions and recommendations

It is recommended that, in line with all legislation, policy and guidance, that the following recommendations and priorities are progressed to meet the vision for unpaid carers across the North Wales region:

- Early identification of those undertaking unpaid carer roles (including young carers) so they can be supported as early as possible and access services they require. This also includes raising awareness of the roles of unpaid carers.
- Respite care is a key issue for unpaid carers. As a region we need to link with the new vision for respite care and short breaks in Wales. This is especially an issue for both children and adults with complex needs.
- Improving unpaid carer assessments to ensure consistency across the region when identifying the care and support needs of unpaid carers specifically around mental health and wellbeing of the unpaid carer.
- Issues within wider social care workforce recruitment and retention is leading to additional demands on unpaid carers. Specifically, this is impacting the complexity of care with unpaid carers dealing with caring responsibilities with higher needs of care.
- Digital inclusion is also a key area, as a result of many services moving online it has impacted digitally excluded groups including unpaid carers.

11. Veterans

A veteran is defined as someone who has served in Her Majesty's Armed Forces (Regular or Reserve) or Merchant Mariners who have seen duty on legally defined military operations (Ministry of Defence Website, 2019).

There is minimal data available to give an accurate overview of this particular population group within North Wales, this is true not just for North Wales but for Wales as a whole and more broadly the UK. However, the estimated veteran population, all persons aged 16 years and over, for North Wales is 39,110 (Health and Wellbeing Needs of Armed Forces Veterans, Hywel Dda Public Health Team & PHW 2020). The 2021 Census included a question related to veterans, once the 2021 census data is published this should provide a clearer picture of the population.

The Department of Health (2008) has predicted that overall the health and wellbeing needs of veterans is broadly similar to that of the civilian population. However, as a result of their occupation differences occur as a result of occupational injuries and the psychological impact of deployment.

A full assessment of the needs of Veterans is contained within the Health and Wellbeing Needs of Armed Forces Veterans published by Hywel Dda and Public Health Wales 2020.

12. Refugees and Asylum Seekers

Home Office statistics indicate that there are approximately 2,300 asylum seekers in Wales. The Welsh Refugee Council estimates that there are approximately 10,000 refugees in Wales. Refugees and asylum seekers represent around 0.5% of the population in Wales.

From 2017 to 2021, 241 asylum seekers have been resettled across the North Wales local authorities. In North Wales, Wrexham and Conwy both accommodate dispersal centres. All local authorities in North Wales took part in the Home Office Syrian Vulnerable Persons Resettlement Scheme, with each authority making a commitment to support a set number of families or individuals. Although that scheme has ended, some local authorities have also signed up to the replacement UK Resettlement Scheme (UKRS). All local authorities in North Wales have also committed to supporting the Home Office Afghan Relocation and Assistance Policy (ARAP) Scheme. There are other schemes that are supported such as the Syrian Vulnerable Persons Resettlement Scheme.

Wrexham has been a dispersal area for asylum seekers for approximately 20 years. Until recently, this was only one of four dispersal areas, but more recently, new areas have joined. In North Wales, Conwy is now also an asylum dispersal area.

Due to the small numbers, the published statistics for unaccompanied asylum seeking children is limited for North Wales. It is expected that a small number will be allocated to North Wales due to the Home Office relocation policy. Services will be needed to support their needs. They often arrive with little known about their health and well-being needs.

Asylum seekers in dispersed accommodation are directly supported by services largely commissioned by the Home Office and Welsh Government, such as Clearsprings Ready Homes, Migrant Help and Welsh Refugee Council. However, a wide range of partners provide a variety of additional support to asylum seekers and refugees, including the health board, other third sector organisations, various council departments and other public services.

A key issue flagged for asylum seekers and refugees is the need for improved mental health support. It is widely recognised that refugees and asylum seekers and some migrants have significant unmet mental health needs. Engagement work with

those with lived experience will be further explored when the regional Area Plan is developed in 2023.